

Virginia Standard Highway Signs

2011 Edition

Revision 1 – March 2015



PREFACE

The Virginia Department of Transportation (VDOT) has prepared detailed drawings of Virginia Standard Highway Signs, which have been approved by the State Traffic Engineer, and are prescribed or provided for in the Virginia Supplement to the 2009 Manual on Uniform Traffic Control Devices (MUTCD), **latest edition***. These are for use by all traffic authorities, agencies, jurisdictions and persons involved with the fabrication, installation and maintenance of traffic signs on publicly-maintained streets and highways in the Commonwealth of Virginia, and are recommended for private roadways, as well. This Virginia Standard Highway Signs book is to be used as a *supplement* to the National Standard Highway Signs book.

These drawings are presented in English units. They are provided to promote uniformity in design throughout Virginia, and thereby enhance roadway safety and operations. As stated in the MUTCD, "Uniformity in design includes shape, color, dimensions, legends and retroreflection." All symbols shall be unmistakably similar to those shown and where a word message is applicable, the wording shall be as herein provided unless there is an option for alternative wording. Most standard symbols are oriented facing left; however, this does not preclude the use of mirror images of these symbols where the reverse orientation might better convey a direction of movement to vehicle operators. Standardization of these designs does not preclude minor changes in the proportion of the symbols, width of borders, or layout of word messages, but all shapes and colors shall be as indicated.

CONFORMITY TO DIMENSIONS

The signs shall be fabricated in reasonable conformity to the dimensions in detailed drawing contained herein. Minor adjustments to the dimensions shown on the detailed drawings on a sign face will be permitted to achieve design accuracy and accommodate reasonable fabrication tolerances. Small variations in letter height, letter stroke width, letter spacing and interline spacing between lines of legend are expected as reasonable tolerances in the sign fabrication process. These variations shall not affect the legibility of the sign. Placement of the sign legend on the sign face in reasonable conformity to the sign details will provide the design legibility for the sign.

An attempt has been made to provide uniformity of specific design details between two or more different types of signs having approximately the same sizes. Additionally, details for arrows and other items have been standardized as much as possible to facilitate fabrication of the signs and for national uniformity.

For word messages, only the overall length and placement of the characters are shown. Only the Standard Alphabet spacing charts may be used to determine overall length (except where Clearview font is utilized, **specifically on all positive contrast signs** which should be used only for the mixed-case portion of the legend **on positive contrast guide signs***). The spacing between individual character combinations can be adjusted visually to attain the most satisfying balance.

For symbol messages, the overall height and width of the symbol and its placement on the sign is shown. All symbols and symbol drawings are contained in the Appendix or in

*Revised January 2015

**Revised March 2015

the National Standard Highway Signs book* appendix. Any symbol may be enlarged if done proportionally. The grid is provided as a reference to ensure the proportional relationship(s) remain correct.

SIGN SIZE

Sign size tables are provided for each sign in this publication. To assist in selecting the appropriate size of sign, sign size tables are available in Part 2 of the Virginia Supplement to the 2009 MUTCD.

The decision to use the most appropriate sign size is the responsibility of the designer or transportation agency or engineer having authority over the traffic facility. Larger traffic signs may be used to improve conspicuity and legibility.

CHANGES IN EARLIER SIGN STANDARDS

In publishing this sign manual, VDOT reviewed all signs that have been previously approved for use. As a result of the review, signs may have been revised or eliminated, and new signs have also been added. The majority of eliminated signs are now provided for in the most recent 2009 Edition of the MUTCD. Revisions to existing signs range from minor changes to complete replacement of sign details.

FUTURE REVISIONS

VDOT will periodically post revisions to this book on the VDOT website and notification will not be provided, therefore use of the on-line electronic publication is recommended.

Revision 1 of the Virginia Standard Highway Signs book shall be effective April 1, 2015.**

*Revised January 2015

**Revised March 2015

TABLE OF CONTENTS

Sign Code

Page

Regulatory Signs

NO DUMPING.....	R0-V1	1
LITTERING IS ILLEGAL.....	R0-V2	2
SPEED CHECKED BY RADAR AND OTHER ELECTRICAL DEVICES.....	R0-V3	3
RADAR DETECTORS ILLEGAL.....	R0-V4	4
HIGHWAY SAFETY CORRIDOR FINES.....	R0-V5	5
END HIGHWAY SAFETY CORRIDOR.....	R0-V6	6
SPEED LIMIT ENFORCED BY AIRCRAFT.....	R0-V7	7
TRUCKS-BUSES ALL TOWED VEHICLES CARS ONLY Rest Area Sign.....	R0-V8	8
STATE LAW BUCKLE UP*.....	R0-V9	9
PROCEED WHEN WAY IS CLEAR*.....	R1-V1	10
WORK ZONE \$500 MAX. FINE FOR EXCEEDING SPEED LIMIT WHEN FLASHING NOTICE FINES UP TO \$500 FOR EXCEEDING SPEED LIMIT IN WORK ZONE*	R2-V1	11
END XX MILE SPEED.....	R2-V2	12
TOWED VEHICLES Speed Limit (Plaque).....	R2-VP1	13
BEGIN.....	R3-9cP (V)	14
Optional U-Turn / Left Turn.....	R3-V1	15
COMMERCIAL VEHICLES EXCEPT BUSES PROHIBITED IN LEFT LANE NO COMMERCIAL VEHICLES IN LEFT LANE BUSES ALLOWED*	R4-V2	16
COMMERCIAL VEHICLES EXCEPT BUSES PROHIBITED IN LEFT LANE (Reduced Width)*	R4-V2a	
END COMMERCIAL VEHICLE RESTRICTION.....	R4-V3	17
TRUCKS & COMBINATION VEHICLES BELOW XX MPH* USE RIGHT LANE WHEN OPERATED BELOW XX MPH*.....	R4-V4	18
LANE CLOSED DO NOT PASS (Vehicle-Mounted Sign).....	R4-V6	19
KEEP LEFT (RIGHT).....	R4-V7	20
LEFT (RIGHT) Overlay for R4-V7 Sign.....	R4-VP1	21
AUTHORIZED VEHICLES ONLY.....	R5-11 (V)	22
RESTRICTED WIDTH ROUTE.....	R5-V1	23
NO PEDESTRIANS, BICYCLES, MOPEDS, ANIMALS, SELF-PROPELLED MACHINERY OR EQUIPMENT.....	R5-V2	24
THROUGH TRUCKS PROHIBITED.....	R5-V3	25
STATE POLICE PARKING ONLY.....	R7-V1	26
TOW-AWAY ZONE PENALTY \$100 - \$500 FINE (Plaque).....	R7-VP1	27
UNATTENDED VEHICLES SUBJECT TO TOWING AT OWNER'S EXPENSE (Plaque).....	R8-VP1	28
NO FISHING FROM BRIDGE.....	R9-V1	29
Pedestrian Swing Bridge.....	R9-V2	30
Traffic Signal - PHOTO ENFORCED.....	R10-18a	31
LEFT TURN YIELD ON FLASHING YELLOW ARROW*.....	R10-V1	32
RAMP CLOSED.....	R11-V1	33
CLOSED - LOCAL TRAFFIC ONLY.....	R11-V2	34
WEIGHT LIMIT Symbol.....	R12-V1	35

*Revised January 2015

**Revised March 2015

	Sign Code	Page
BRIDGE (Plaque).....	R12-VP1	36
FENDER BENDER MOVE VEHICLES.....	R16-4 (V)	37
STATE LAW MOVE OVER REDUCE SPEED FOR STOPPED EMERGENCY OR SERVICE VEHICLES WITH FLASHING LIGHTS*	R16-V1	38
STATE LAW STOP FOR SCHOOL BUS LOADING OR UNLOADING CHILDREN.....	S0-V1	39

Warning Signs

CRASH AREA KEEP CLEAR*	W0-V1	40
TRUCK ROLLOVER	W1-13 (V)	41
ONE - DIRECTION LARGE ARROW	W1-V1	42
Lane Width (Plaque)	W5-VP1	43
PARALLEL ROAD CLOSED (Plaque).....	W6-VP1	44
STEEP GRADE AHEAD (Plaque)	W7-VP1	45
STEEL GRID DECK.....	W8-V1	46
EXPANSION JOINTS	W8-V2	47
OPEN JOINTS ON BRIDGE	W8-V3	48
UNMARKED PAVEMENT AHEAD	W8-V4	49
SHOULDER DROP OFF.....	W8-V5	50
UNEVEN TRACKS.....	W10-V1	51
RESCUE SQUAD	W11-V1	52
CONSTRUCTION ENTRANCE	W11-V2	53
Number Overlay for W11-V2 Sign	W11-VP1	54
WATCH FOR TURNING VEHICLES	W11-V3	55
TRUCKS ENTERING HIGHWAY	W11-V4	56
WATCH FOR CHILDREN.....	W15-V1	57
NEXT XX MILES (Plaque)	W16-VP1	58
EVERY 1 MILE (Plaque).....	W16-VP2	59
XX FEET (Plaque).....	W16-VP3	60
NEXT LEFT (RIGHT) (EXIT) (Plaque).....	W16-VP4	61
EXIT Number (Plaque).....	W16-VP5	62
SLOW (Paddle / AFAD)	W20-8 (V)	63
ROAD WORK AHEAD - LEFT (RIGHT) SHOULDER CLOSED (Vehicle-Mounted Sign).....	W20-V1	64
ROAD WORK AHEAD - LEFT (RIGHT) (CENTER) LANE CLOSED (Vehicle-Mounted Sign).....	W20-V2	65
ROAD WORK AHEAD - X LEFT (X RIGHT) LANES CLOSED (Vehicle-Mounted Sign).....	W20-V2a	66
MOWING AHEAD - LEFT (RIGHT) SHOULDER CLOSED (Vehicle-Mounted Sign).....	W20-V3	67
MOWING AHEAD - LEFT (RIGHT) LANE CLOSED (Vehicle-Mounted Sign) ..	W20-V4	68
LINE PAINTING AHEAD - LEFT (RIGHT) (CENTER) LANE CLOSED (Vehicle-Mounted Sign).....	W20-V5	69
LINE PAINTING AHEAD - X LEFT (X RIGHT) LANES CLOSED (Vehicle-Mounted Sign).....	W20-V5a	70

*Revised January 2015

**Revised March 2015

	Sign Code	Page
SPRAYING AHEAD - LEFT (RIGHT) SHOULDER CLOSED (Vehicle-Mounted Sign).....	W20-V6	71
SPRAYING AHEAD - LEFT (RIGHT) LANE CLOSED (Vehicle-Mounted Sign).....	W20-V7	72
PRE-STORM TREATMENT - LEFT (RIGHT) (CENTER) LANE CLOSED (Vehicle-Mounted Sign).....	W20-V8	73
PRE-STORM TREATMENT - X LEFT (X RIGHT) LANES CLOSED (Vehicle-Mounted Sign).....	W20-V8a	74
PRE-STORM TREATMENT (Vehicle-Mounted Sign).....	W20-V9	75
KEEP BACK 100 FT (Vehicle-Mounted Sign)	W20-V10	76
ROAD CLOSED HIGH WATER.....	W20-V11	77
RAMP CLOSED AHEAD.....	W20-V12	78
LEFT (RIGHT) (CENTER) TURN LANE CLOSED AHEAD.....	W20-V13	79
GROOVED PAVEMENT AHEAD	W20-V14	80
MEDIAN CROSSOVER CLOSED AHEAD*	W20-V15	81
MEDIAN CROSSOVER CLOSED*	W20-V16	82
EMERGENCY SCENE AHEAD	W20-V25	83
RUMBLE STRIPS AHEAD*	W20-V26	84
EMERGENCY WORK AHEAD*	W20-V27	85
ROAD WORK AHEAD Overlay for W20-VP1 through W20-VP5 Signs	W20-VP1 – W20-VP5	86
LEFT SHOULDER Overlay for W20-VP6 through W20-VP10 Signs	W20-VP6 – W20-VP10	87
X LEFT LANES Overlay for W20-VP11 through W20-VP12 Signs	W20-VP11 – W20-VP12	88
WATCH FOR SLOW MOVING VEHICLES	W21-V1	89
ROAD WORK NEXT 2 MILES	W21-V2	90
MOWING NEXT 2 MILES	W21-V3	91
LINE PAINTING NEXT 5 MILES.....	W21-V4	92
SPRAYING NEXT 5 MILES	W21-V5	93
CLEANUP CREW WORKING	W21-V6	94
LITTER PICK UP	W21-V7	95
SURVEY CREW AHEAD.....	W21-V8	96
ALL TRAFFIC MERGE LEFT (RIGHT).....	W21-V9	97
SLOW.....	W21-V10	98
BOTH SHOULDERS CLOSED.....	W21-V11	99
BOTH SHOULDERS CLOSED AHEAD	W21-V12	100
PULL-OFF AREA.....	W21-V13	101
LEFT (RIGHT) PULL-OFF AREA	W21-V14	102
NO PULL-OFF AREA.....	W21-V15	103
RAMP WORK AHEAD	W21-V16	104
SIGNAL WORK AHEAD	W21-V17	105
ROAD PATCHING AHEAD*	W21-V18	106
ROAD PATCHING NEXT 5 MILES*	W21-V19	107
LEFT (RIGHT) Overlay for W9-2, W9-3, W20-5, W21-5b & W20-V13 Signs....	W21-VP1	108
LEFT (RIGHT) Overlay for W21-V9 Signs	W21-VP1a	109
LEFT (RIGHT) Overlay for W21-5a Signs	W21-VP1b	110

*Revised January 2015

**Revised March 2015

	Sign Code	Page
LEFT (RIGHT) Overlay for W21-V14 Signs	W21-VP1c	111
LEFT (RIGHT) Overlay for W9-1 Signs	W21-VP1d	112
CENTER Overlay for W20-5L, W20-5R, W20-V13L & W20-V13R Signs	W21-VP2	113
ROAD WORK NEXT XX MILES	G20-1 (V)	114
END ROAD WORK	G20-2 (V)	115
WORK ZONE (Plaque)	G20-5aP (V)	116
WORK VEHICLE FREQUENT TURNS (Vehicle-Mounted Sign)*	G20-V1a	117
END MOWING	G20-V2	118
END SURVEY	G20-V3	119
CAUTION FREQUENT STOPS (Vehicle-Mounted Sign)	G20-V4a	120
CAUTION FREQUENT STOPS (Vehicle-Mounted Sign)	G20-V4b	121
CAUTION FREQUENT STOPS (Vehicle-Mounted Sign)	G20-V4c	122
XX MILES AHEAD (Plaque)	G20-VP1	123

Guide Signs

Virginia Primary Route Sign for Independent Use (1 or 2 Digits)	M1-V1a	124
Shield Layout for Virginia Primary Route Sign for Independent Use (1 or 2 Digits - Shield)		125
Virginia Primary Route Sign for Guide Sign Use (1 or 2 Digits).....	M1-V1b	126
Virginia Primary Route Sign for Independent Use (3 Digits).....	M1-V1c	127
Shield Layout for Virginia Primary Route Sign for Independent Use (3 Digits - Shield).....		128
Virginia Primary Route Sign for Guide Sign Use (3 Digits).....	M1-V1d	129
Virginia Circular Secondary Route Sign for Independent Use (3 Digits)	M1-V2a	130
Virginia Circular Secondary Route Sign for Guide Sign Use (3 Digits)	M1-V2b	131
Virginia Circular Secondary Route Sign for Independent Use (4 Digits)	M1-V2c	132
Virginia Circular Secondary Route Sign for Guide Sign Use (4 Digits)	M1-V2d	133
Virginia Circular Secondary Route Sign for Independent Use (F & 4 Digits).....	M1-V2e	134
Virginia Circular Secondary Route Sign for Guide Sign Use (F & 4 Digits).....	M1-V2f	135
Virginia Rectangular Secondary Route Sign (3 Digits) - Two Arrows.....	M1-V3aB	136
Virginia Rectangular Secondary Route Sign (3 Digits) - Left Arrow	M1-V3aL	137
Virginia Rectangular Secondary Route Sign (3 Digits) - Right Arrow	M1-V3aR	138
Virginia Rectangular Secondary Route Sign (4 Digits) - Two Arrows.....	M1-V3bB	139
Virginia Rectangular Secondary Route Sign (4 Digits) - Left Arrow	M1-V3bL	140
Virginia Rectangular Secondary Route Sign (4 Digits) - Right Arrow	M1-V3bR	141
Virginia Rectangular Secondary Route Sign (5 Digits) - Two Arrows.....	M1-V3cB	142
Virginia Rectangular Secondary Route Sign (5 Digits) - Left Arrow	M1-V3cL	143
Virginia Rectangular Secondary Route Sign (5 Digits) - Right Arrow	M1-V3cR	144
DETOUR – Horizontal Arrow	M4-9 (V)	145
DETOUR – Up Arrow	M4-V1	146
DETOUR – 45° Arrow	M4-V2	147
DETOUR – Advance Turn 90° Arrow.....	M4-V3	148
DETOUR – Advance Turn Diagonal Arrow.....	M4-V4	149

*Revised January 2015

**Revised March 2015

	Sign Code	Page
Cardinal Direction/Route Shield (Plaque)	M4-V5a	150
Cardinal Direction/Route Shield (Plaque)	M4-V5b	151
TTC Business Entrance (One Line)	M4-V6a	152
TTC Business Entrance (Two Lines)	M4-V6b	153
OLD	M4-V7	154
TURN LANE	M4-V8	155
Street Name (Plaque) (One Line)	M4-VP1a	156
Street Name (Plaque) (Two Lines)	M4-VP1b	157
Advance Turn Arrow Auxiliary*	M5-1 (V)	158
Advance Turn Arrow Auxiliary*	M5-2 (V)	159
Advance Turn Arrow Auxiliary – Circular Intersection*	M5-3 (V)	160
LEFT LANE*	M5-4 (V)	161
CENTER LANE*	M5-5 (V)	162
RIGHT LANE*	M5-6 (V)	163
Directional Arrow Auxiliary*	M6-1 (V)	164
Directional Arrow Auxiliary*	M6-2 (V)	165
Directional Arrow Auxiliary*	M6-3 (V)	166
Directional Arrow Auxiliary*	M6-4 (V)	167
REST AREA PATROLLED BY STATE POLICE*	D0-V1	168
Overhead Street Name Sign (with no descending lower case letters)**	D3-V1	169
Overhead Street Name Sign (with descending lower case letters)**	D3-V1	170
Overhead Street Name Sign (with single arrow)**	D3-V1	171
Overhead Street Name Sign with Multiple Street Names (with no descending lower case letters)**	D3-V1a	172
Overhead Street Name Sign with Multiple Street Names (with descending lower case letters)**	D3-V1a	173
Overhead Street Name Sign with Block Numbers**	D3-V1b	174
Overhead Street Name Sign with Route Shield**	D3-V1c	175
Advanced Street Name Sign with Multiple Street Names*	D3-V2	176
Through Route Block Numbers*	D3-V3	177
VIRGINIA BYWAY*	D6-V1	178
ENTERING (Plaque)*	D6-VP1	179
LEAVING (Plaque)*	D6-VP2	180
Virginia Interstate Intermediate Reference Location (2 Digits)*	D10-V1a	181
Virginia Interstate Intermediate Reference Location (3 Digits)*	D10-V2a	182
Virginia Interstate Intermediate Reference Location (4 Digits)*	D10-V3a	183
Grade-Separated Cross Road ID*	D10-V1	184
CALL CELLULAR #77 FOR STATE POLICE*	D12-V1	185
VDOT TRAFFIC INFO CALL 511*	D12-V2	186
ADOPT A HIGHWAY	D14-V1	187
WELCOME TO VIRGINIA VIRGINIA IS FOR LOVERS VIRGINIA WELCOMES YOU*	I-V1	188
VIRGINIA	I-V1a	189
Named Bridges, Highways & Highway Segments (One Line)	I-V2a	190
Named Bridges, Highways & Highway Segments (Two Lines)	I-V2b	191

*Revised January 2015

**Revised March 2015

	Sign Code	Page
BEGIN STATE MAINTENANCE	I-V3a	192
END STATE MAINTENANCE.....	I-V3b	193
BIRD SANCTUARY	I-V4	194
ENTER (Jurisdiction) - LEAVE (Jurisdiction)*	I-V5a	195
ENTER (Jurisdiction)*	I-V5b	196
CITY LIMITS*	I-V6	197
CORPORATE LIMITS*	I-V7	198
UNINCORPORATED PLACE (One Line)	I-V8a	199
UNINCORPORATED PLACE (Two Lines)	I-V8b	200
Named Waterway.....	I-V9	201
MOUNTAIN CROSSING*	I-V10	202
HISTORICAL MARKER*	I-V11	203
POINT OF HISTORICAL INTEREST (One Line)	I-V12a	204
POINT OF HISTORICAL INTEREST (Two Lines).....	I-V12b	205
Advance Sign for Wayside*	I-V13	206
Wayside Identification	I-V14	207
EXIT	E5-V1	208
PULL-OFF AREA Entrance	E5-V2	209
LEFT (RIGHT) TURN LANE OPEN*	E5-V3	210
LEFT (RIGHT) TURN LANE CLOSED*	E5-V4	211

*Revised January 2015

**Revised March 2015



R0-V1

NO DUMPING

A	B	C	D	E	F	G	H	J	K
24	0.375	0.625	1.5	4	6 C	5 B	5	8.1	19.8

COLORS: LEGEND — BLACK
 BACKGROUND — WHITE (RETROREFLECTIVE)



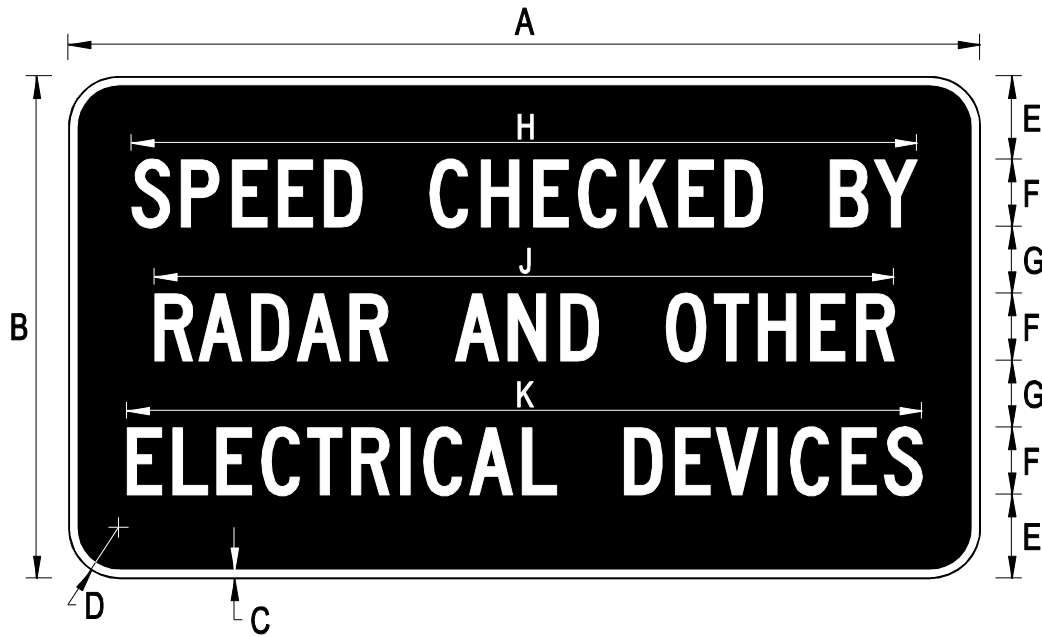
R0-V2
LITTERING IS ILLEGAL

A	B	C	D	E	F	G	H	J	K	L	M
30	0.5	0.75	1.875	2.25	4 C	1.25	15	21	24.6	1.25	6.25
36	0.625	0.875	2.25	2.5	5 C	1.5	18	26.2	30	1.5	7.5
48	0.75	1.25	3	3.5	6 C	2.5	24	31.4	37	2	10

N	P
7.5	6.25
9	7.5
12	10

See Appendix for litter image detail.

COLORS: LEGEND/SYMBOL — BLACK
 CIRCLE/DIAGONAL — RED (RETROREFLECTIVE)
 BACKGROUND — WHITE (RETROREFLECTIVE)

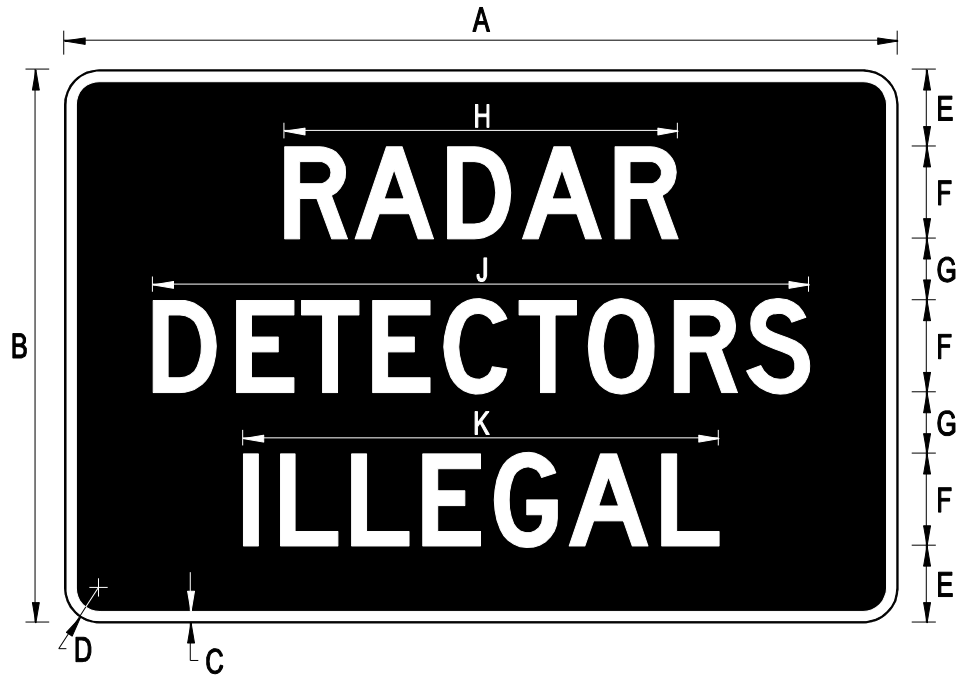


R0-V3

SPEED CHECKED BY RADAR AND OTHER ELECTRICAL DEVICES

A	B	C	D	E	F	G	H	J	K
54	30	0.75	1.875	5	4 C	4	46.5	43.8	47.1
96	42	1	3	6.5	6 D	5.5	80.3	77.1	82.6
126	54	1	3	8	8 D	7	107.1	102.8	110.1

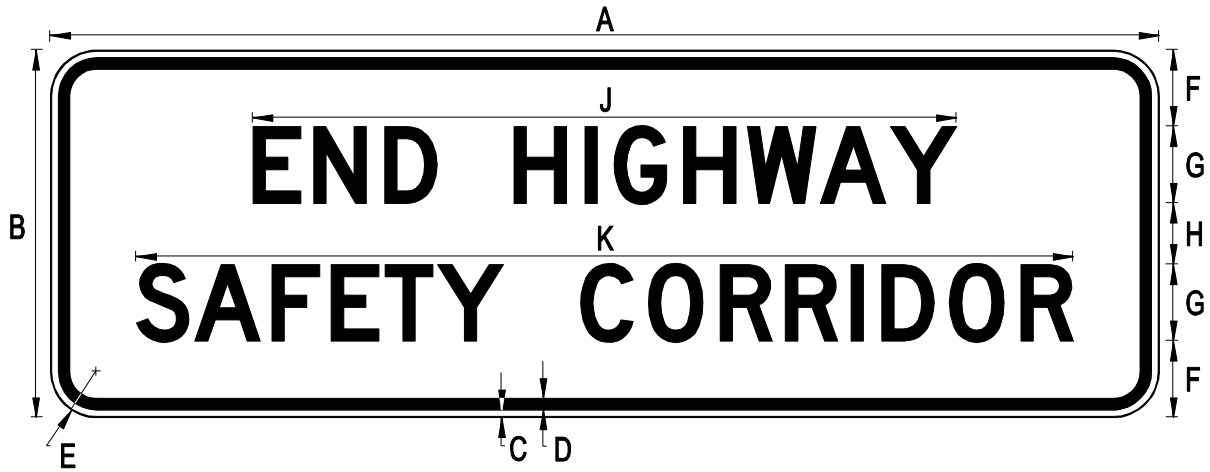
COLORS: LEGEND — WHITE (RETROREFLECTIVE)
 BACKGROUND — BLACK



R0-V4
RADAR DETECTORS ILLEGAL

A	B	C	D	E	F	G	H	J	K
54	36	0.75	2.25	5	6 D	4	25.5	42.5	30.8
72	48	1	3	6	8 D	6	34	56.7	41.1

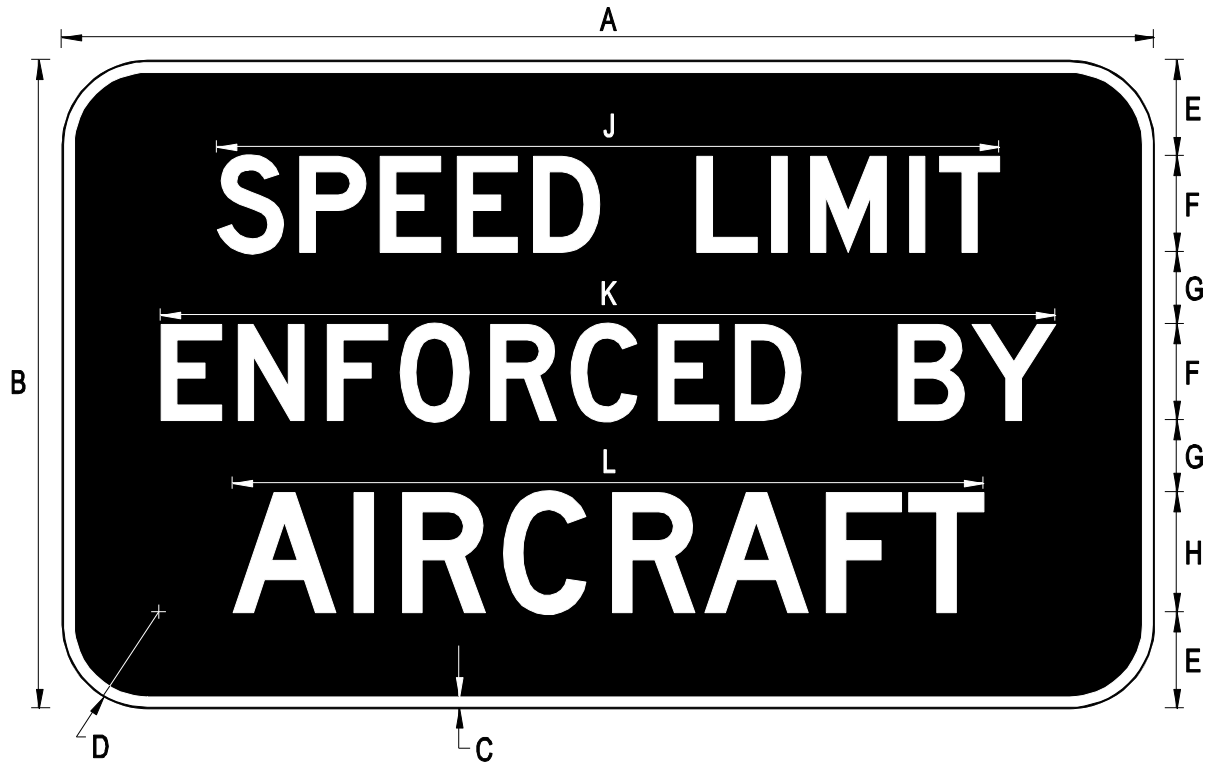
COLORS: LEGEND — WHITE (RETROREFLECTIVE)
BACKGROUND — BLACK



R0-V6
END HIGHWAY SAFETY CORRIDOR

A	B	C	D	E	F	G	H	J	K
72	24	0.375	0.625	1.5	5	5 D	4	45.7	60.9
144	48	0.75	1.25	3	10	10 D	8	91.4	121.7

COLORS: LEGEND — BLACK
BACKGROUND — WHITE (RETROREFLECTIVE)

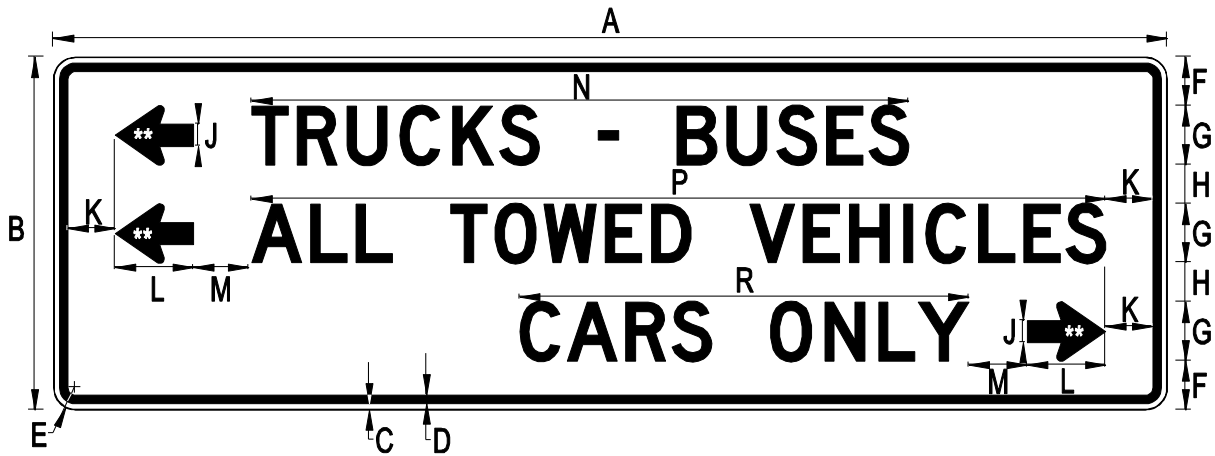


R0-V7

SPEED LIMIT ENFORCED BY AIRCRAFT

A	B	C	D	E	F	G	H	J	K	L
90	54	1	3	8	8 D	6	10 D	64.5	73.7	61.9

COLORS: LEGEND — WHITE (RETROREFLECTIVE)
 BACKGROUND — BLACK



R0-V8

TRUCKS-BUSES ALL TOWED VEHICLES CARS ONLY Rest Area Sign


A	B	C	D	E	F	G	H	J	K	L	M
114	36	0.625	0.875	2.25	5	6 D	4	2.25	4 Min.	8	6

N	P	R
Var.	Var.	Var.

** Refer to FHWA Standard Highway Signs book for standard arrow details.

The exact layout of this sign will vary depending on the specific Rest Area to which it is applied. Modifications to the legend are permissible; however, a sign panel detail shall be developed.

COLORS: LEGEND — BLACK
 BACKGROUND — WHITE (RETROREFLECTIVE)

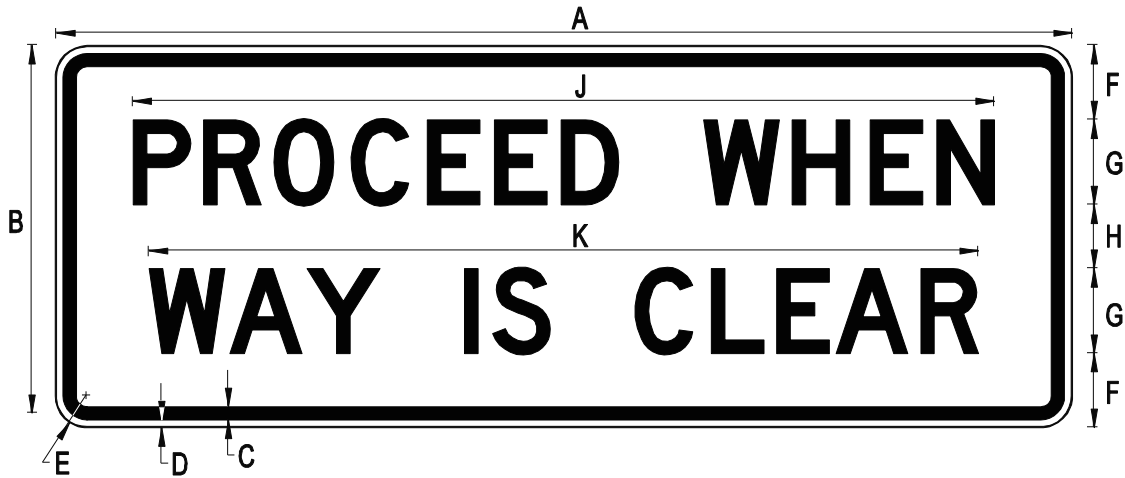


R0-V9
STATE LAW BUCKLE UP

A	B	C	D	E	F	G	H	J	K	L	M	N
66	72	4	1.5	1	4.95	8 C	2.4	1.5	3.1	36	48.9	51.8
54	54	3	1.25	0.75	4.15	6 C	2.25	1.25	3.1	24	36.7	38.9
36	36	2.25	0.875	0.625	2.9	4 C	1.425	0.875	1.95	16	24.4	25.9
24	24	1.5	0.625	0.375	2.1	3 C	1.075	0.625	1	10	18.3	19.4

Refer to FHWA Standard Highway Signs book for Seat Belt Symbol image.

- TOP COLORS: LEGEND — BLACK
BACKGROUND — YELLOW (RETROREFLECTIVE)
- BOTTOM COLORS: LEGEND — BLACK
BACKGROUND — WHITE (RETROREFLECTIVE)

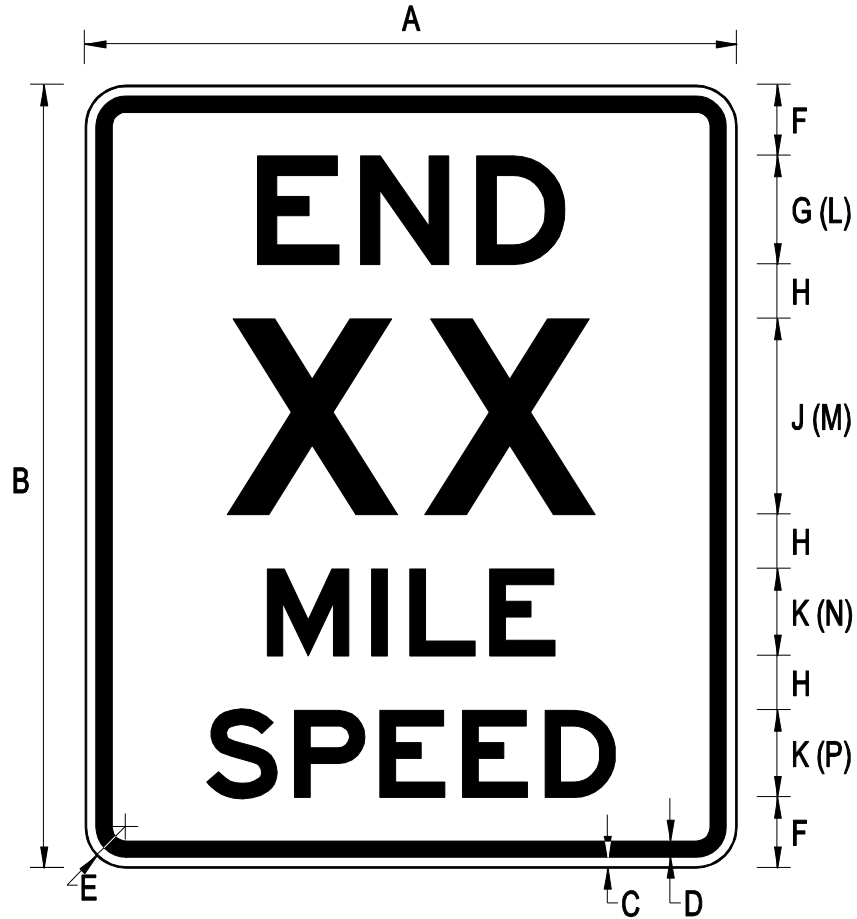


R1-V1

PROCEED WHEN WAY IS CLEAR (Plaque)

A	B	C	D	E	F	G	H	J	K
48	18	0.625	0.375	1.5	3.5	4 D	3	40.6	39.1

COLORS: LEGEND — BLACK
 BACKGROUND — WHITE (RETROREFLECTIVE)



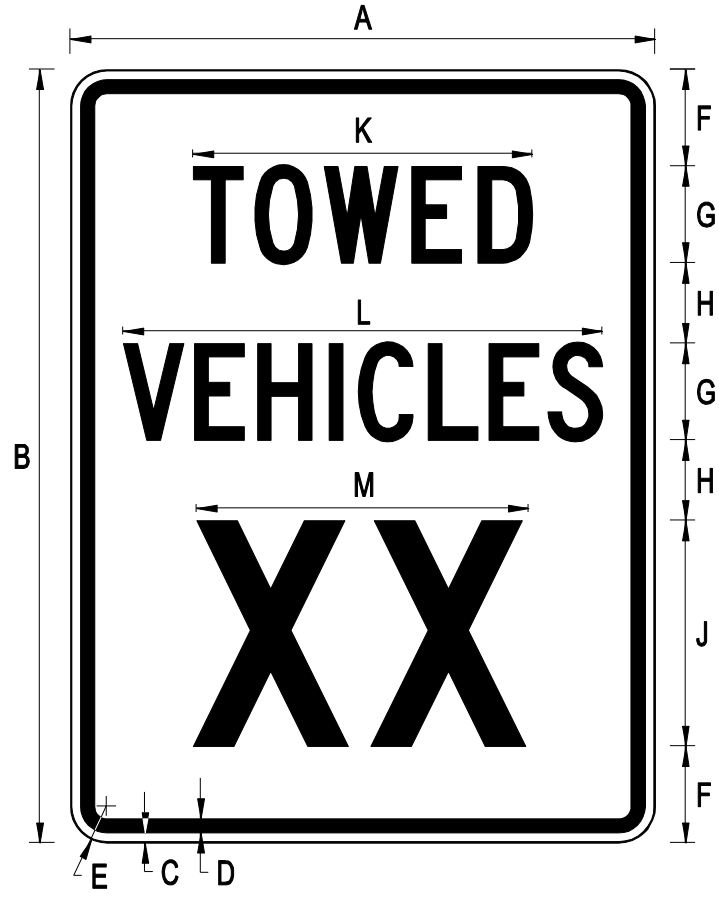
R2-V2
END XX MILE SPEED

A	B	C	D	E	F	G	H	J	K	L	M
24	30	0.375	0.625	1.5	3	4 E	2	8 E	3 E	11.3	Var.
30	36	0.5	0.75	1.875	3.25	5 E	2.5	9 E	4 E	14.2	Var.

N	P
9.9	14.1
13.2	18.8

() Denotes line length.

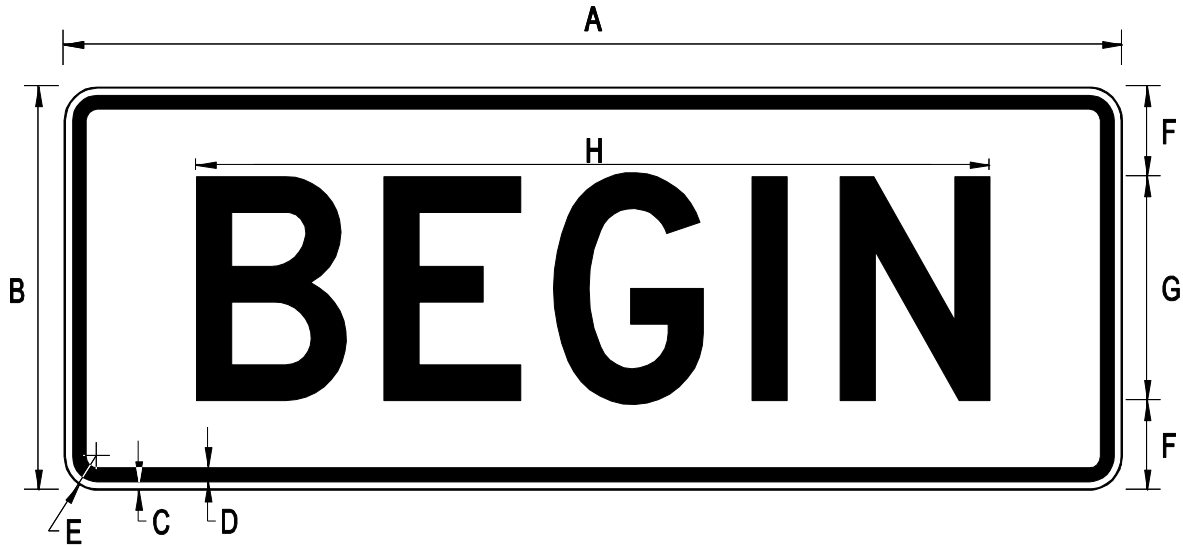
COLORS: LEGEND — BLACK
BACKGROUND — WHITE (RETROREFLECTIVE)



R2-VP1
TOWED VEHICLES Speed Limit (Plaque)

A	B	C	D	E	F	G	H	J	K	L	M
24	30	0.375	0.625	1.5	4	4 C	2	10 D	13.9	19	Var.
30	36	0.5	0.75	1.875	4.25	5 C	2.75	12 D	17.4	23	Var.
36	48	0.625	0.875	2.25	6	6 C	5	14 D	20.9	29.5	Var.
48	60	0.75	1.25	3	8	8 C	6	16 D	27.8	40	Var.

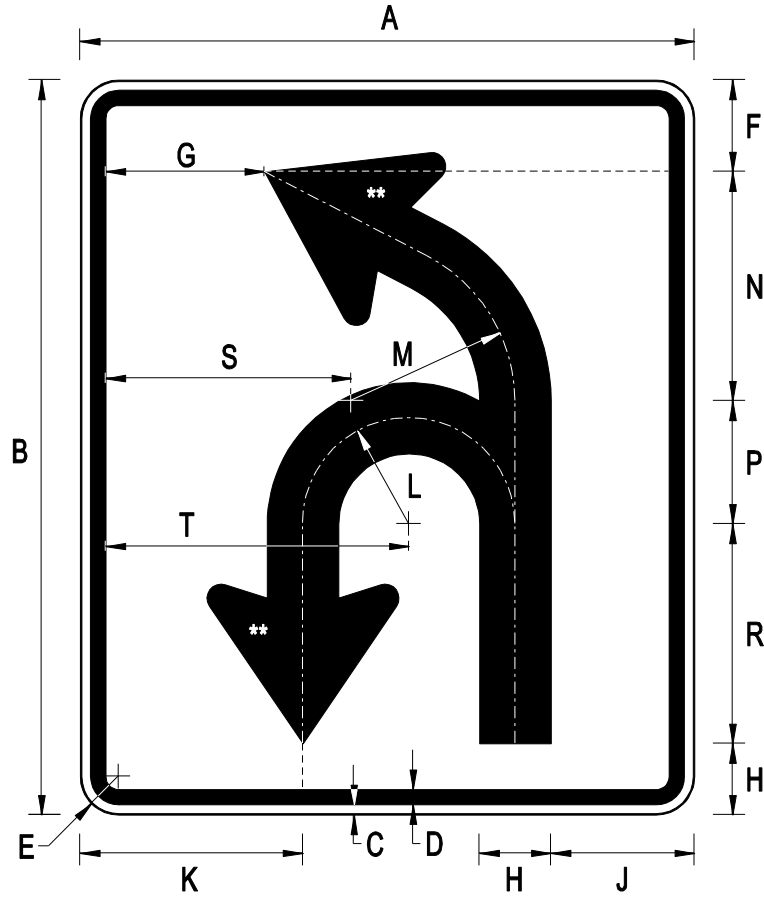
COLORS: LEGEND — BLACK
 BACKGROUND — WHITE (RETROREFLECTIVE)



R3-9cP (V)
BEGIN

A	B	C	D	E	F	G	H
48	18	0.375	0.625	1.5	4	10 D	36

COLORS: LEGEND — BLACK
 BACKGROUND — WHITE (RETROREFLECTIVE)



R3-V1
Optional U-Turn/Left Turn

A	B	C	D	E	F	G	H	J	K	L	M
30	36	0.5	0.75	1.875	4.5	7.75	3.5	7	10.875	5.1875	8

N	P	R	S	T
11.224	6.026	10.75	12	14.8125

** Refer to FHWA Standard Highway Signs book for standard arrow details.

COLORS: LEGEND — BLACK
BACKGROUND — WHITE (RETROREFLECTIVE)



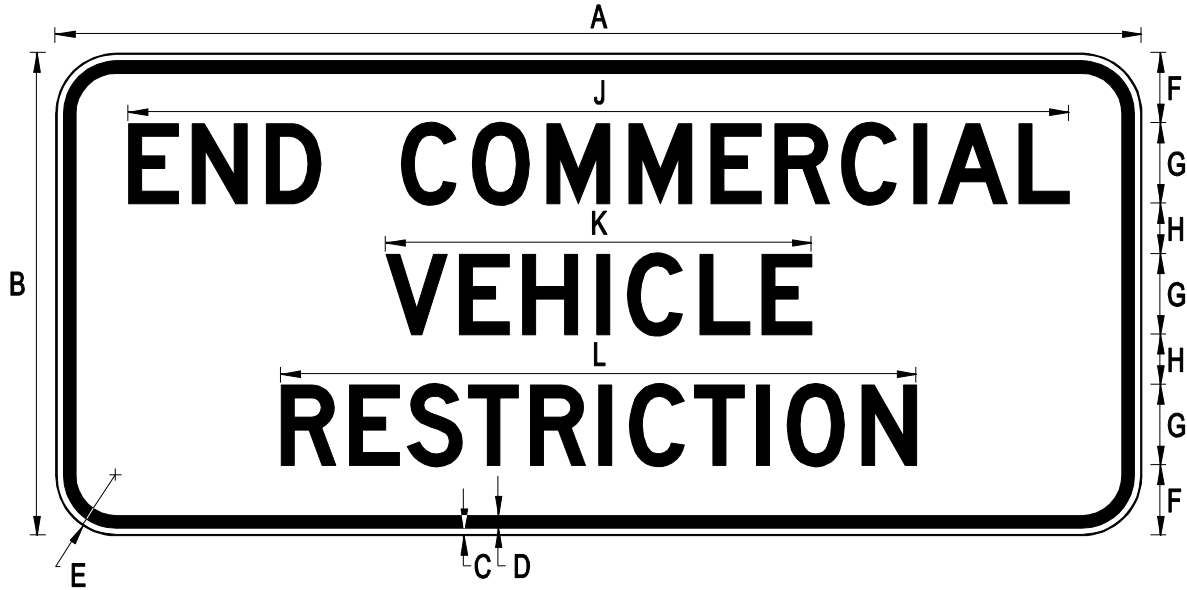
R4-V2

NO COMMERCIAL VEHICLES IN LEFT LANE BUSES ALLOWED

A	B
102	66

NOTE: Contact VASupplement@vdot.virginia.gov for detailed sign information.

TOP COLORS:	LEGEND	— BLACK	(RETROREFLECTIVE)
	BACKGROUND:	— WHITE	
BOTTOM COLORS:	LEGEND	— WHITE	
	BACKGROUND	— BLACK	(RETROREFLECTIVE)

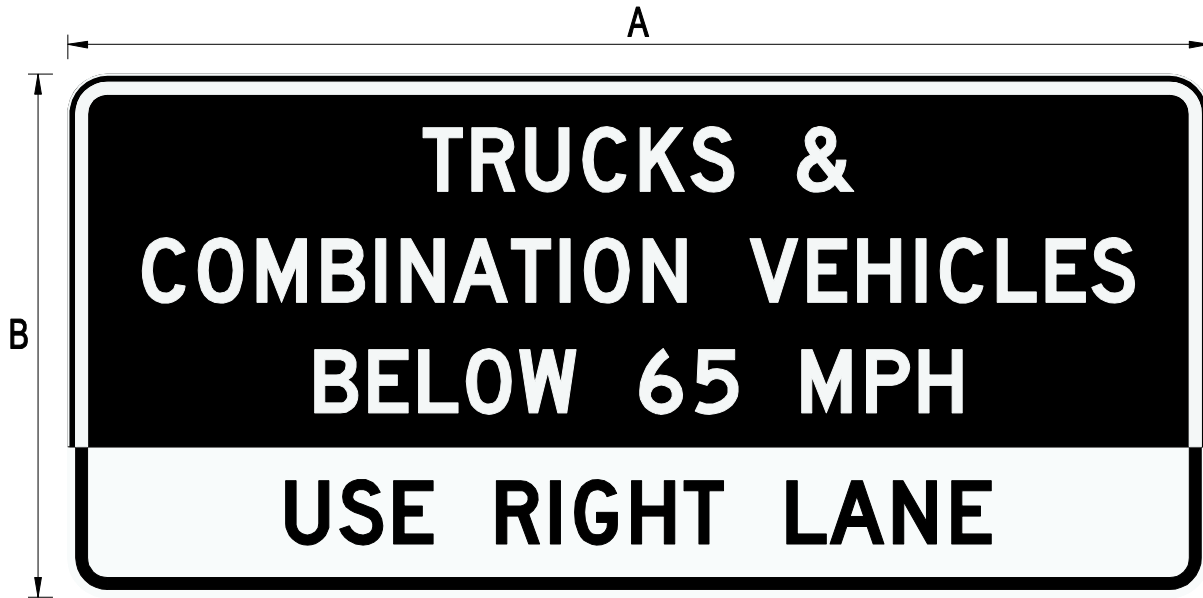


R4-V3

END COMMERCIAL VEHICLE RESTRICTION

A	B	C	D	E	F	G	H	J	K	L
108	48	0.75	1.25	3	7	8 D	5	93.5	42.3	63.2

COLORS: LEGEND — BLACK
 BACKGROUND — WHITE (RETROREFLECTIVE)



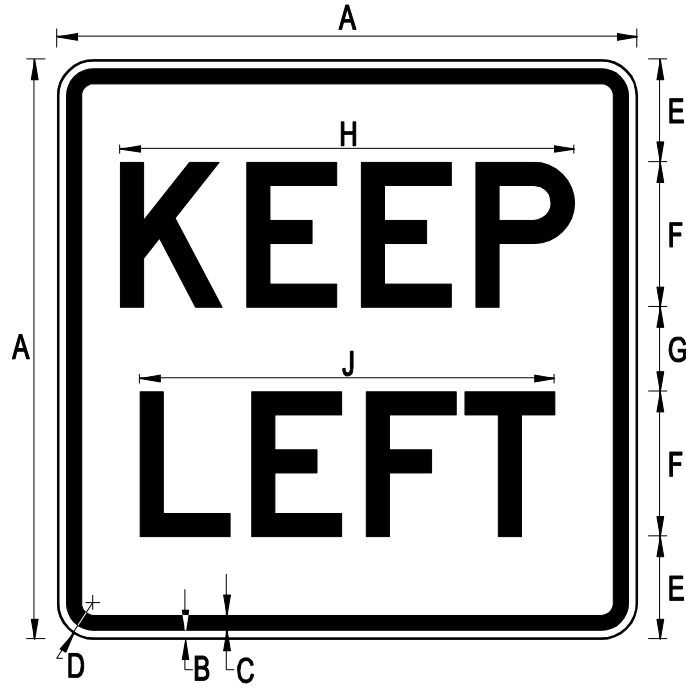
R4-V4

TRUCKS & COMBINATION VEHICLES BELOW XX MPH USE RIGHT LANE

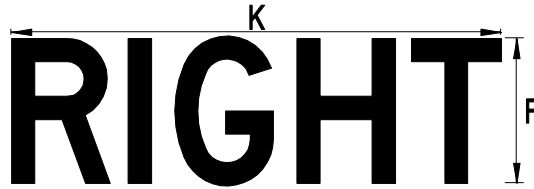
A	B
144	66

NOTE: Contact VASupplement@vdot.virginia.gov for detailed sign information.

TOP COLORS:	LEGEND	— WHITE	(RETROREFLECTIVE)
	BACKGROUND:	— BLACK	
BOTTOM COLORS:	LEGEND	— BLACK	
	BACKGROUND	— WHITE	(RETROREFLECTIVE)



R4-V7R
KEEP RIGHT

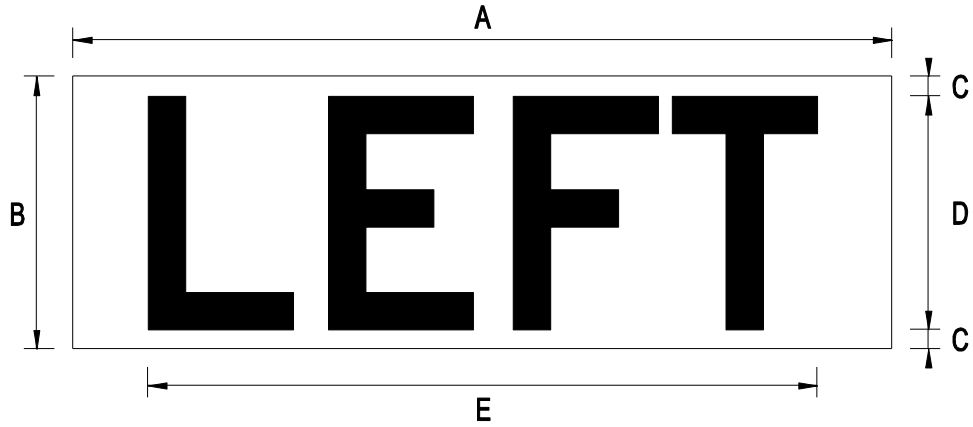


R4-V7L
KEEP LEFT (RIGHT)

A	B	C	D	E	F	G	H	J	K
36	0.625	0.875	2.25	6.5	9 D	5	28.2	25.7	30
48	0.75	1.25	3	8.5	12 D	7	37.6	34.3	40.5

TTC SIGN COLORS:

LEGEND — BLACK
BACKGROUND — WHITE (RETROREFLECTIVE)



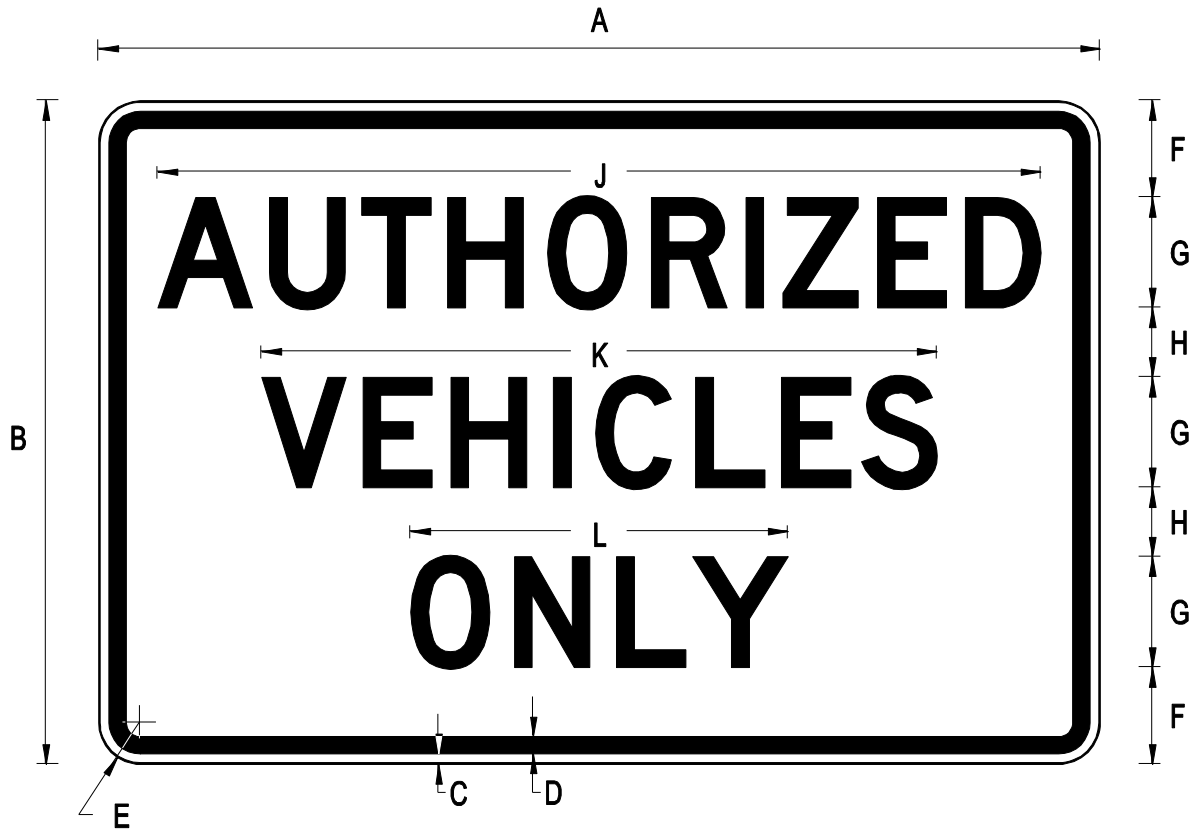
R4-VP1R
RIGHT Overlay



R4-VP1L
LEFT (RIGHT) Overlay for R4-V7 Sign

A	B	C	D	E	F
32	12	1.5	9 D	25.7	30
42	14	1	12 D	34.3	40.5

TTC SIGN COLORS: LEGEND — BLACK
BACKGROUND — WHITE (RETROREFLECTIVE)



R5-11 (V)
AUTHORIZED VEHICLES ONLY

A	B	C	D	E	F	G	H	J	K	L
36	24	0.375	0.625	1.5	3.5	4 D	2.5	31.7	24.3	13.6

COLORS: LEGEND — BLACK
BACKGROUND — WHITE (RETROREFLECTIVE)



R5-V2

NO PEDESTRIANS, BICYCLES, MOPEDS, ANIMALS, SELF-PROPELLED MACHINERY OR EQUIPMENT

A	B	C	D	E	F	G	H	J	K	L	M
36	48	0.625	0.875	2.25	4.5	6 D	3	3 C	2.5	4	9.7

N	P	R	S	T	U
22.4	31	14.8	28.1	25.9	18.4

COLORS: LEGEND — BLACK
 BACKGROUND — WHITE (RETROREFLECTIVE)



R5-V3
THROUGH TRUCKS PROHIBITED

A	B	C	D	E	F	G	H	J	K	L
36	30	0.5	0.75	1.875	4.5	5 B	3	20.3	16.6	25.6

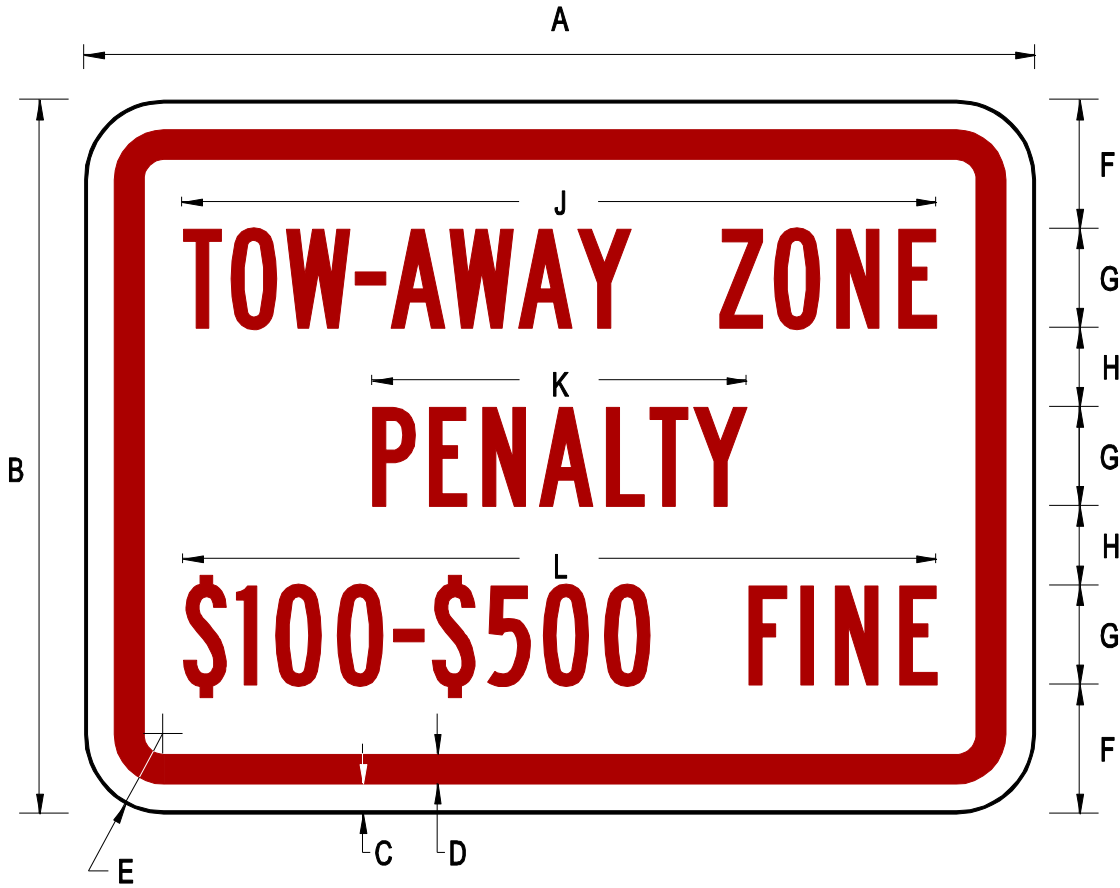
COLORS: LEGEND — BLACK
 BACKGROUND — WHITE (RETROREFLECTIVE)



R7-V1
STATE POLICE PARKING ONLY

A	B	C	D	E	F	G	H	J	K	L	M
24	30	0.375	0.625	1.5	3.25	4 C	2.5	12.3	15.2	18.4	11.1

COLORS: LEGEND — GREEN (RETROREFLECTIVE)
 BACKGROUND — WHITE (RETROREFLECTIVE)

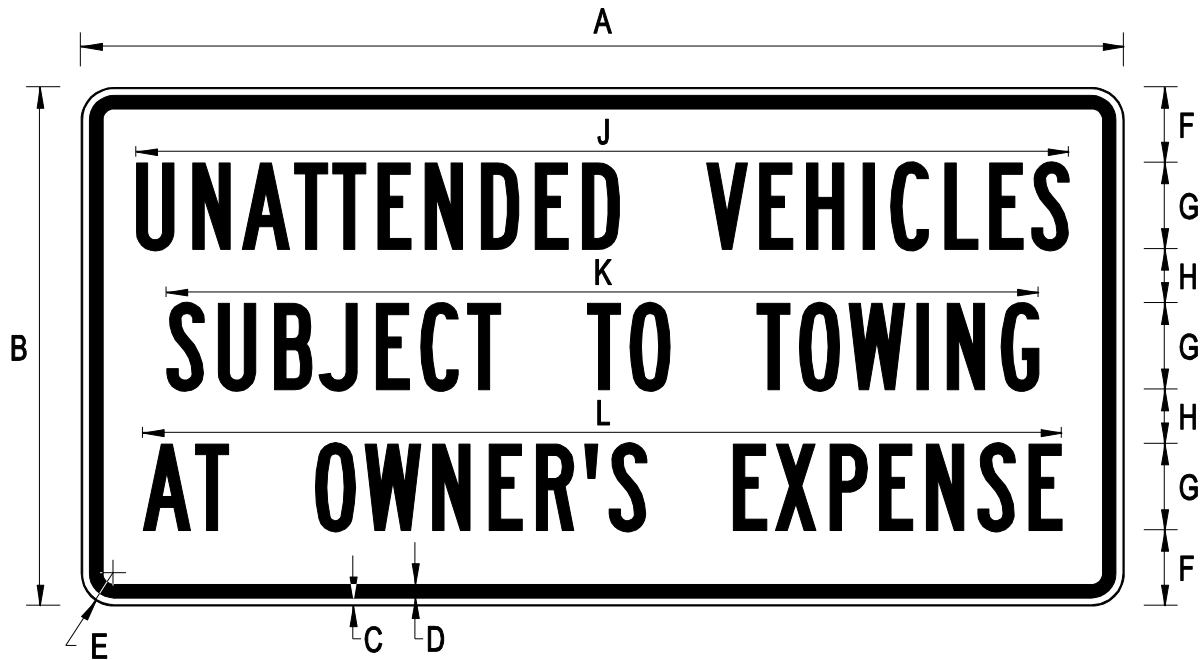


R7-VP1

TOW-AWAY ZONE PENALTY \$100 - \$500 FINE (Plaque)

A	B	C	D	E	F	G	H	J	K	L
12	9	0.375	0.375	1	1.625	1.25 B	1	9.5	4.7	9.5

COLORS: LEGEND — RED (RETROREFLECTIVE)
 BACKGROUND — WHITE (RETROREFLECTIVE)



R8-VP1

UNATTENDED VEHICLES SUBJECT TO TOWING AT OWNER'S EXPENSE (Plaque)

A	B	C	D	E	F	G	H	J	K	L
48	24	0.375	0.625	1.5	3.5	4 B	2.5	42.9	40.1	42.3

COLORS: LEGEND — BLACK
 BACKGROUND — WHITE (RETROREFLECTIVE)

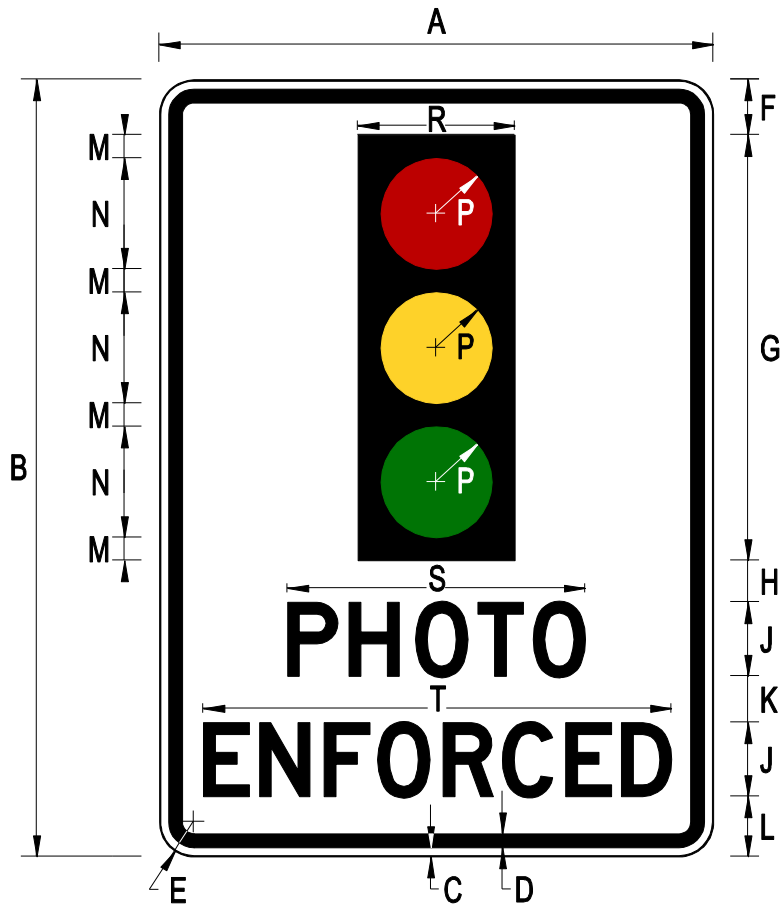


R9-V1
NO FISHING FROM BRIDGE

A	B	C	D	E	F	G	H	J	K	L	M
18	24	0.375	0.625	1.5	2.25	4 D	2.25	3 D	2	2.5	6.4

N	P	R
14.6	9.9	13.5

COLORS: LEGEND — BLACK
 BACKGROUND — WHITE (RETROREFLECTIVE)

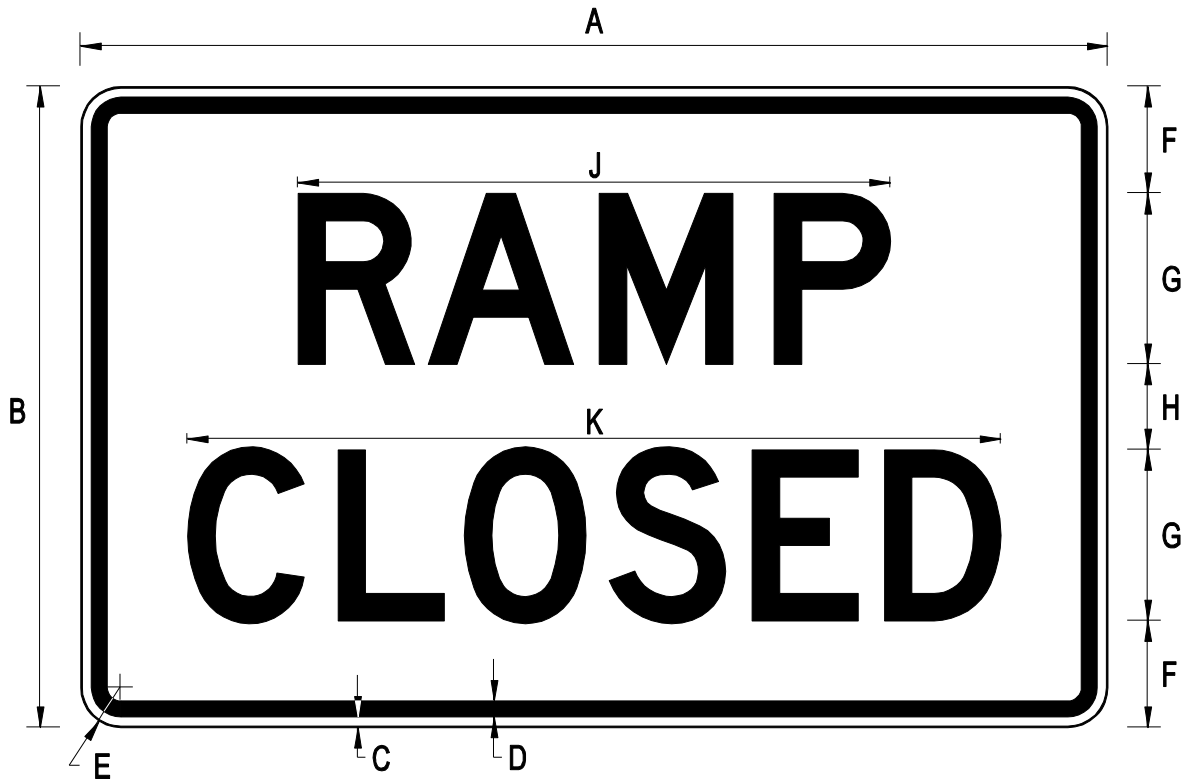


R10-18a
Traffic Signal - PHOTO ENFORCED

A	B	C	D	E	F	G	H	J	K	L	M
30	42	0.5	0.75	1.875	3	23	2.25	4 D	2.5	3.25	1.25

N	P	R	S	T
6	3	8.5	16.131	25.337

COLORS:	LEGEND/SYMBOL	— BLACK	
	TOP CIRCLE	— RED	(RETROREFLECTIVE)
	MIDDLE CIRCLE	— YELLOW	(RETROREFLECTIVE)
	BOTTOM CIRCLE	— GREEN	(RETROREFLECTIVE)
	BACKGROUND	— WHITE	(RETROREFLECTIVE)



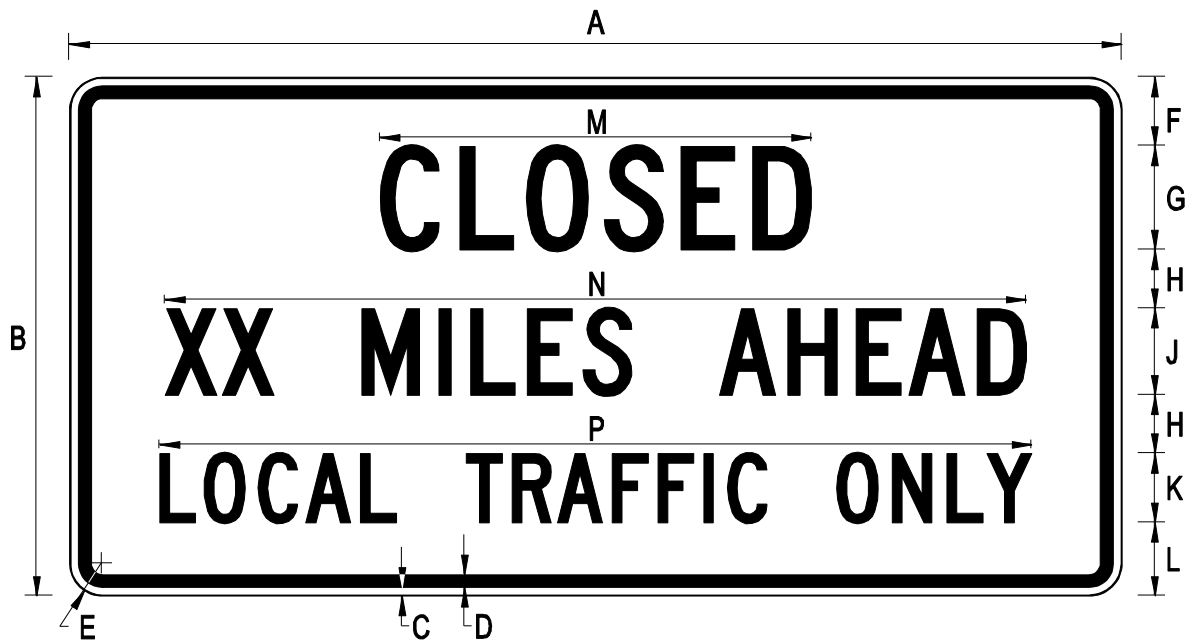
R11-V1
RAMP CLOSED

A	B	C	D	E	F	G	H	J	K
48	30	0.5	0.75	1.875	5	8 D	4	27.7	38

TTC SIGN COLORS:

LEGEND
BACKGROUND — BLACK
— WHITE

(RETROREFLECTIVE)



R11-V2
CLOSED - LOCAL TRAFFIC ONLY

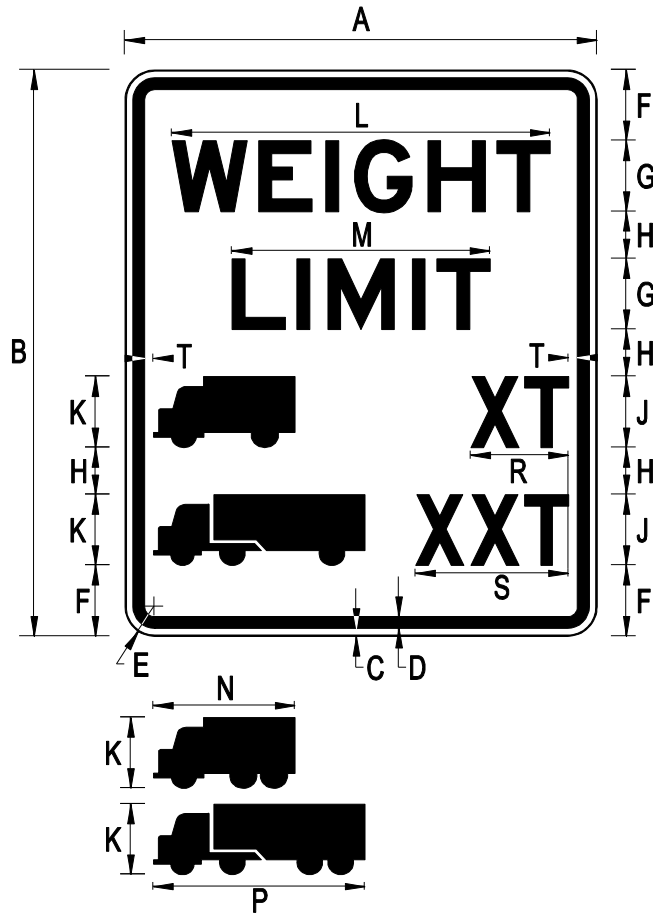
A	B	C	D	E	F	G	H	J	K	L	M
60	30	0.5	0.75	1.875	4	6 C	3.375	5 C	4 C	4.25	24.6

N	P
Var.	49.7

TTC SIGN COLORS:

LEGEND — BLACK
BACKGROUND — WHITE

(RETROREFLECTIVE)



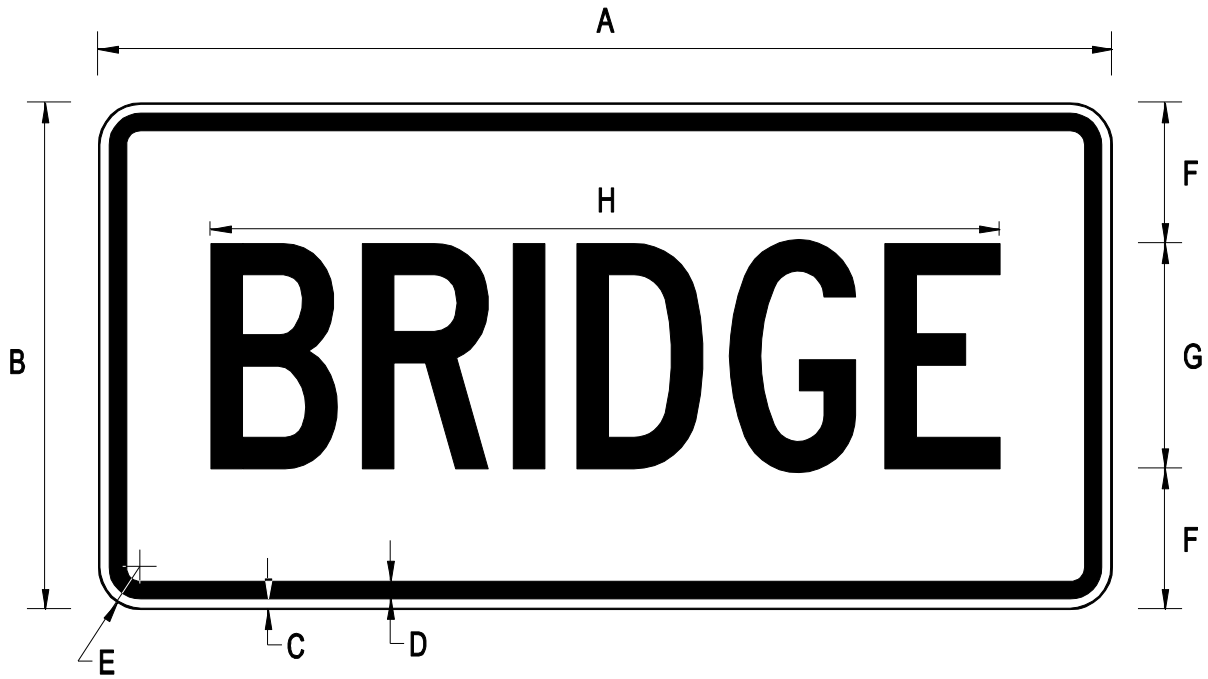
R12-V1
WEIGHT LIMIT Symbol

A	B	C	D	E	F	G	H	J	K	L	M
24	30	0.375	0.625	1.5	3.5	3.5 E	3	3.5 D	3.5	18.9	12.8
30	36	0.5	0.75	1.875	4.5	4.5 E	3	4.5 D	4.5	24	16.4
36	42	0.625	0.875	2.25	6.125	5 E	3.25	5 D	5	26.7	18.2
48	54	0.75	1.25	3	8.25	6 E	4.5	6 D	6	32	21.8

N	P	R	S	T
7	11	Var.	Var.	0.625
9	13.4375	Var.	Var.	0.5625
10	15.4375	Var.	Var.	1.5
12	19.6875	Var.	Var.	3

See FHWA Standard Highway Signs book for single rear axle images. See VA Standard Highway Signs book Appendix for tandem rear axle images.

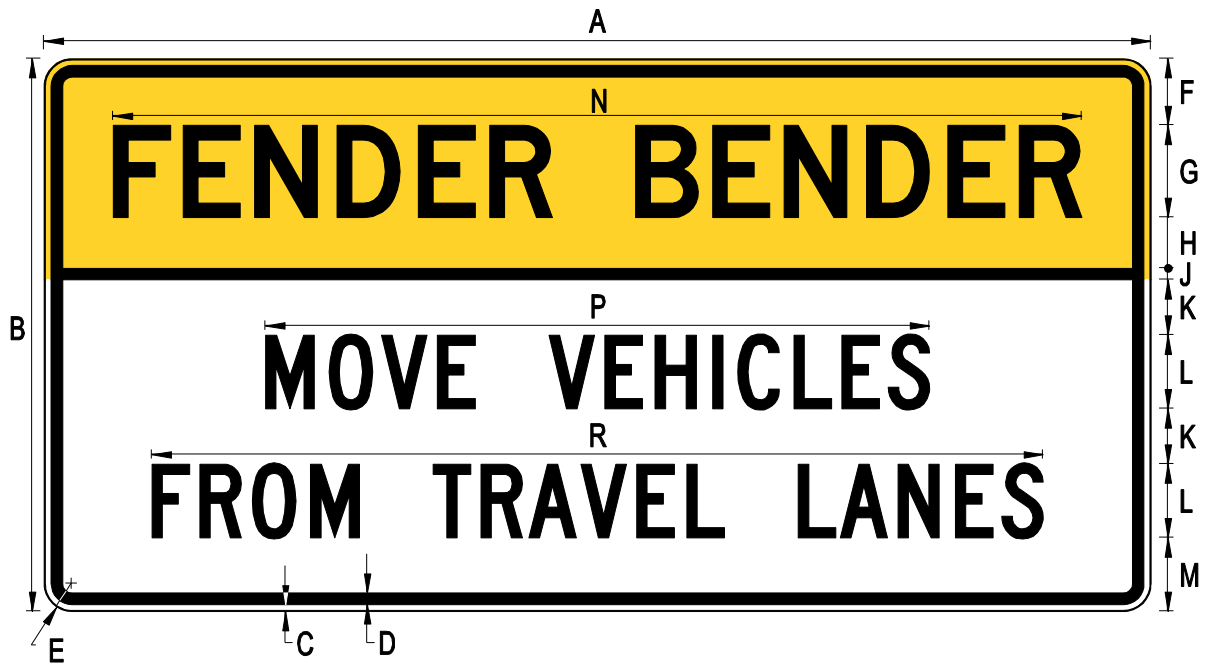
COLORS: LEGEND — BLACK
BACKGROUND — WHITE (RETROREFLECTIVE)



R12-VP1
BRIDGE (Plaque)

A	B	C	D	E	F	G	H
24	12	0.375	0.4375	1.5	3.5	5 C	19.1
30	15	0.375	0.625	1.5	4	7 C	25
36	18	0.375	0.625	1.5	5	8 C	28

COLORS: LEGEND — BLACK
 BACKGROUND — WHITE (RETROREFLECTIVE)




R16-4 (V)
FENDER BENDER MOVE VEHICLES

A	B	C	D	E	F	G	H	J	K	L	M
120	60	0.75	1.25	3	7.25	10 D	5.5	1.25	6	8 C	8

N	P	R
105	72	96.6

TOP COLORS: LEGEND — BLACK
 BACKGROUND — YELLOW (RETROREFLECTIVE)

BOTTOM COLORS: LEGEND — BLACK
 BACKGROUND — WHITE (RETROREFLECTIVE)



R16-V1

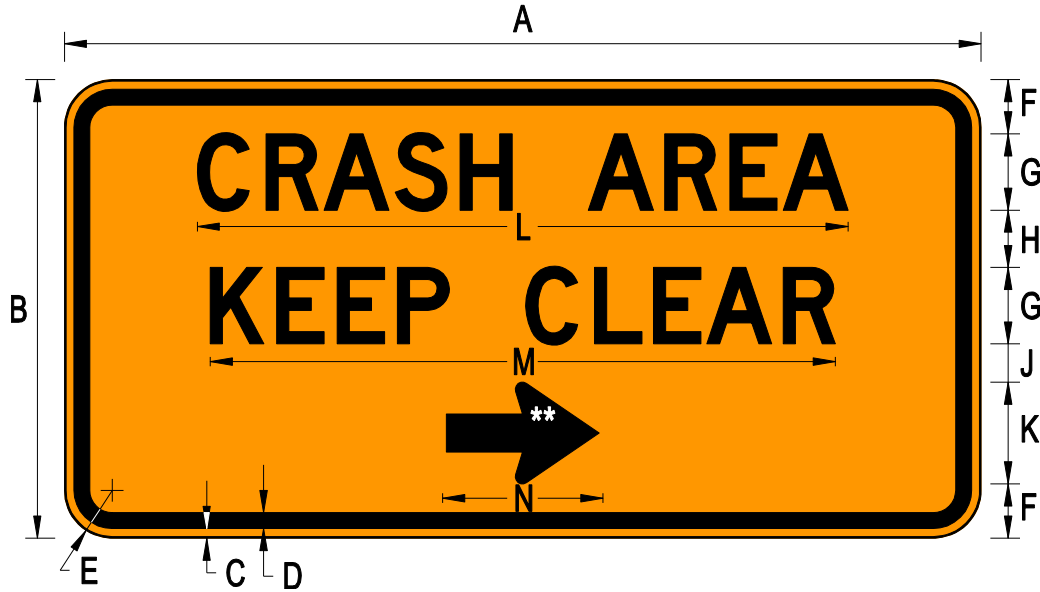
STATE LAW MOVE OVER REDUCE SPEED FOR STOPPED EMERGENCY OR SERVICE VEHICLES WITH FLASHING LIGHTS

A	B	C	D	E	F	G	H	J	K	L	M
54	54	0.75	1.25	3	4.75	4 D	2.75	4 C	3	2.5	2.5 D
66	66	0.75	1.25	3	5.5	5 D	3.5	5 C	3.8	3	3 D
96	96	1	1.5	6	7	8 D	5.5	8 C	6	4.5	4 D

N	P	R	S	T	U	V	W
4	28.9	26.2	34.4	22.325	35.3	39.6	37.975
4.6	36.1	32.75	43.1	26.8	44.1	53	45.6
5	57.8	52.4	68.9	35.7	70.6	84.7	60.8

TOP COLORS: LEGEND — BLACK
 BACKGROUND — YELLOW (RETROREFLECTIVE)

BOTTOM COLORS: LEGEND — BLACK
 BACKGROUND — WHITE (RETROREFLECTIVE)

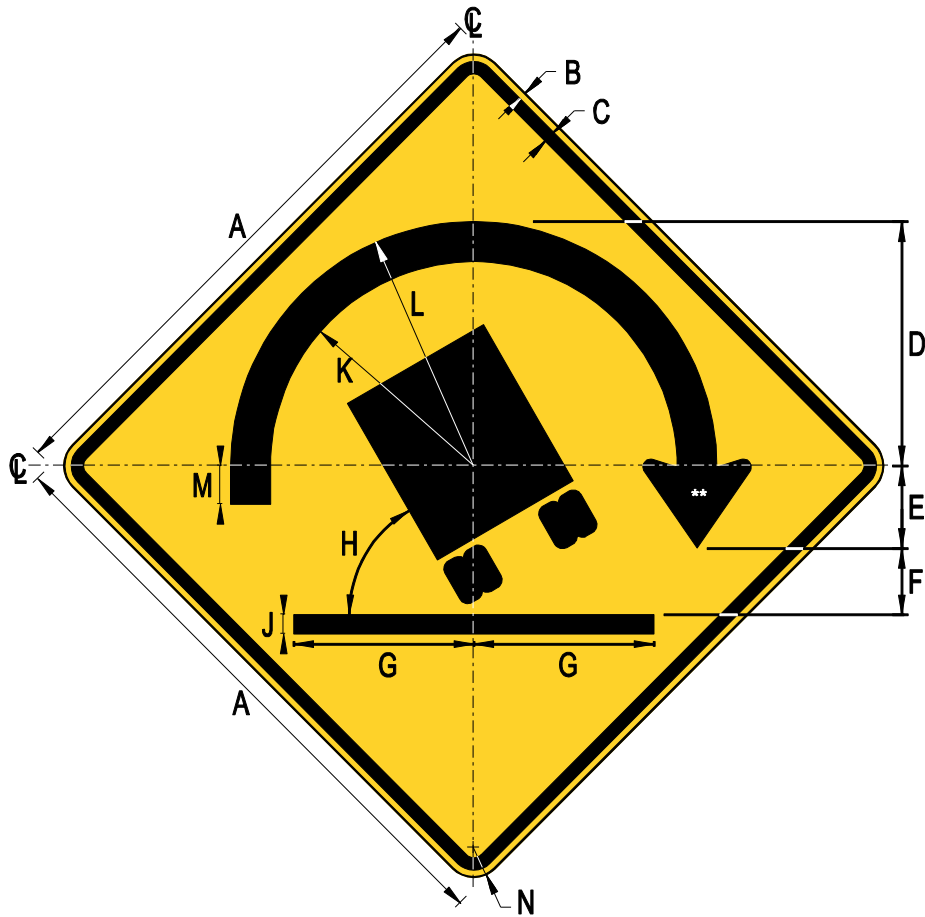


W0-V1
CRASH AREA KEEP CLEAR

** Refer to FHWA Standard Highway Signs book for arrow design.

A	B	C	D	E	F	G	H	J	K	L	M	N
36	18	0.375	0.625	1.5	2.125	3 D	2.25	1.5	4	25.6	24.5	6.3

COLORS: LEGEND, BORDER — BLACK
BACKGROUND — FLUORESCENT ORANGE (RETROREFLECTIVE)



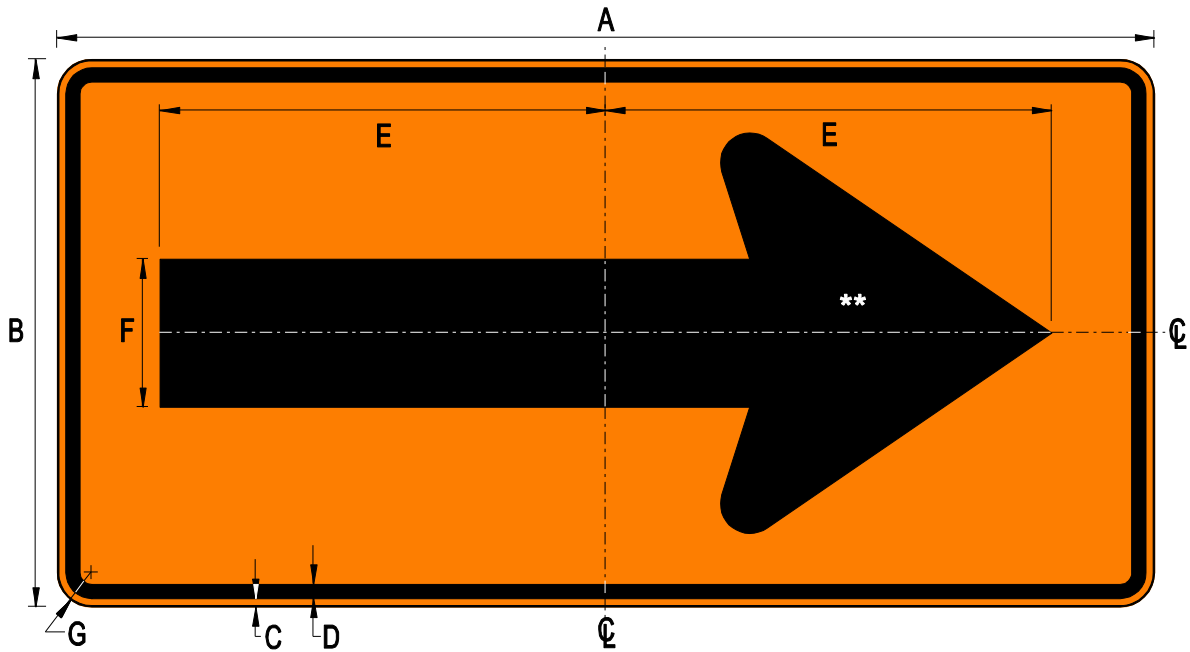
W1-13 (V)
TRUCK ROLLOVER

A	B	C	D	E	F	G	H	J	K	L	M
60	0.75	1.25	24.42	8.25	6.64	18.09	60°	1.92	20.41	24.42	3.84

N
3

** Refer to FHWA Standard Highway Signs book for standard arrow details and truck image detail.

COLORS: LEGEND — BLACK
BACKGROUND — YELLOW (RETROREFLECTIVE)

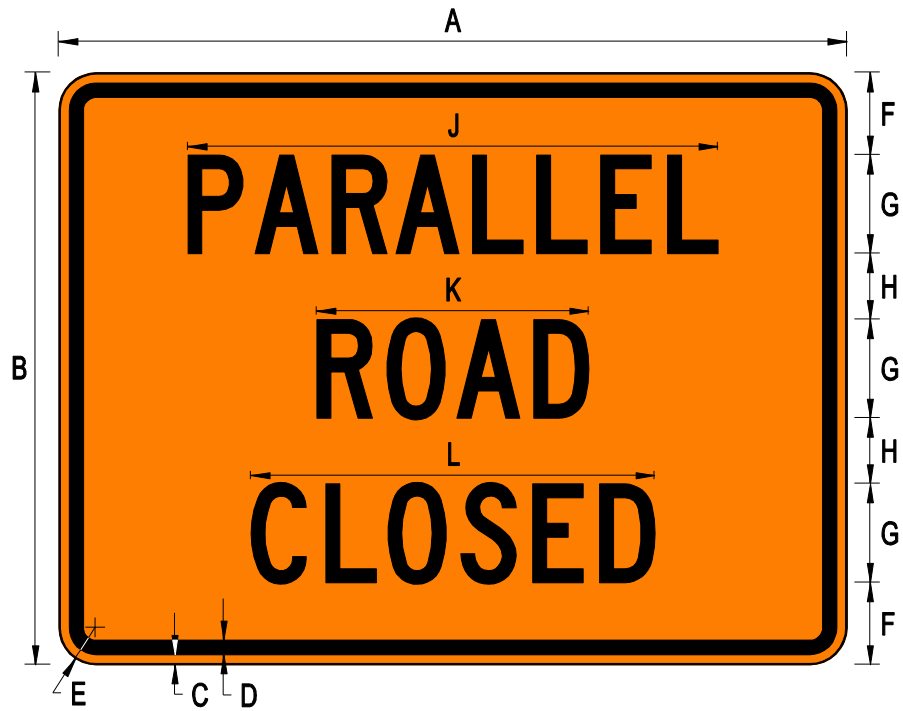


W1-V1
ONE-DIRECTION LARGE ARROW

A	B	C	D	E	F	G
96	48	0.75	1.25	39	13	3

** Refer to FHWA Standard Highway Signs book for standard arrow details.

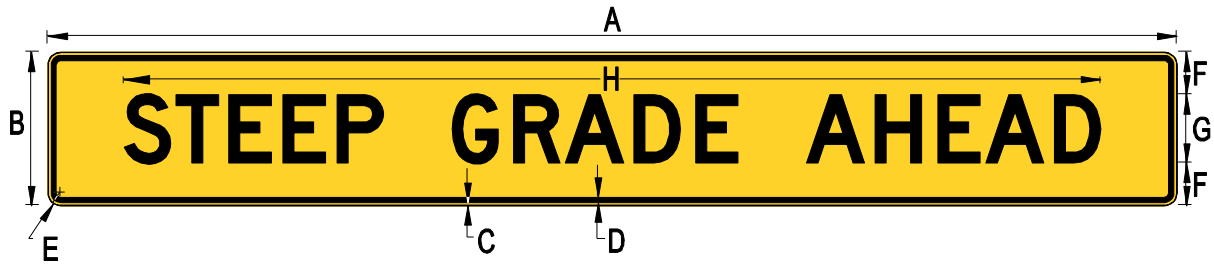
TTC SIGN COLORS: LEGEND — BLACK
BACKGROUND — FLUORESCENT ORANGE (RETROREFLECTIVE)



W6-VP1
PARALLEL ROAD CLOSED (Plaque)

A	B	C	D	E	F	G	H	J	K	L
48	36	0.625	0.875	2.25	5	6 C	4	32.3	16.6	24.6

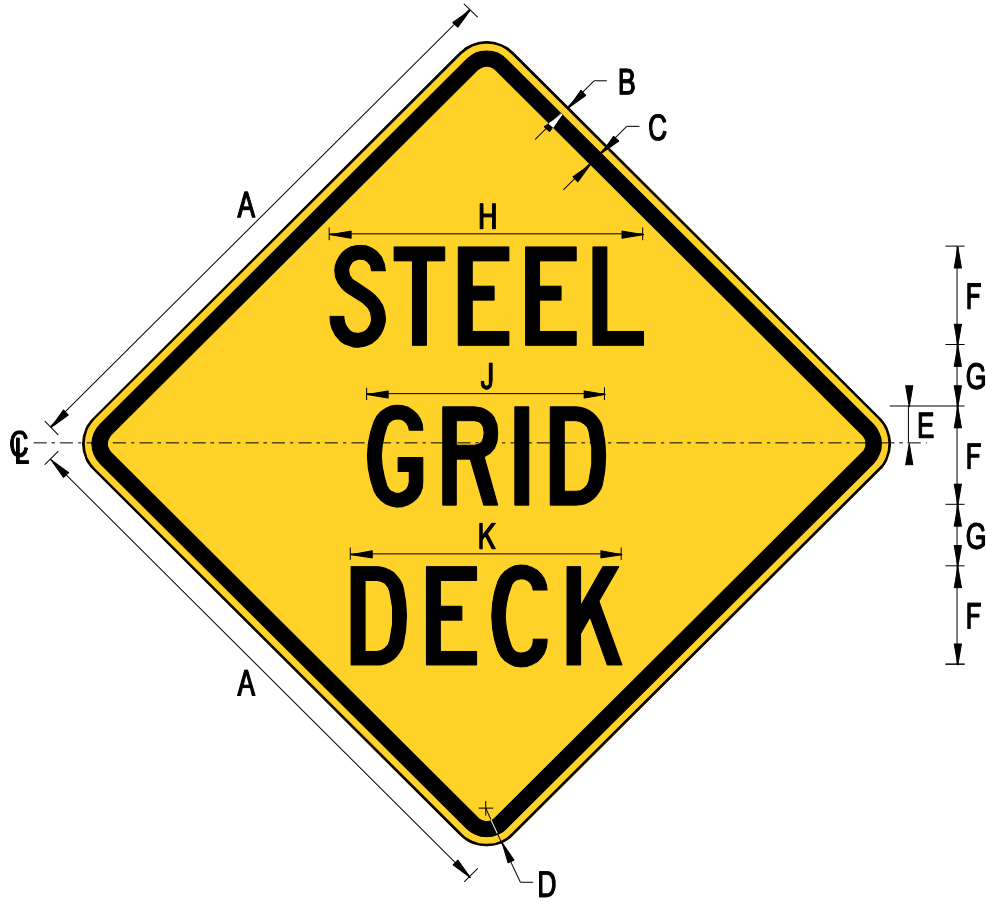
TTC SIGN COLORS: LEGEND — BLACK
BACKGROUND — FLUORESCENT ORANGE (RETROREFLECTIVE)



W7-VP1
 STEEP GRADE AHEAD (Plaque)

A	B	C	D	E	F	G	H
144	18	0.375	0.625	1.5	5	8 D	114.2

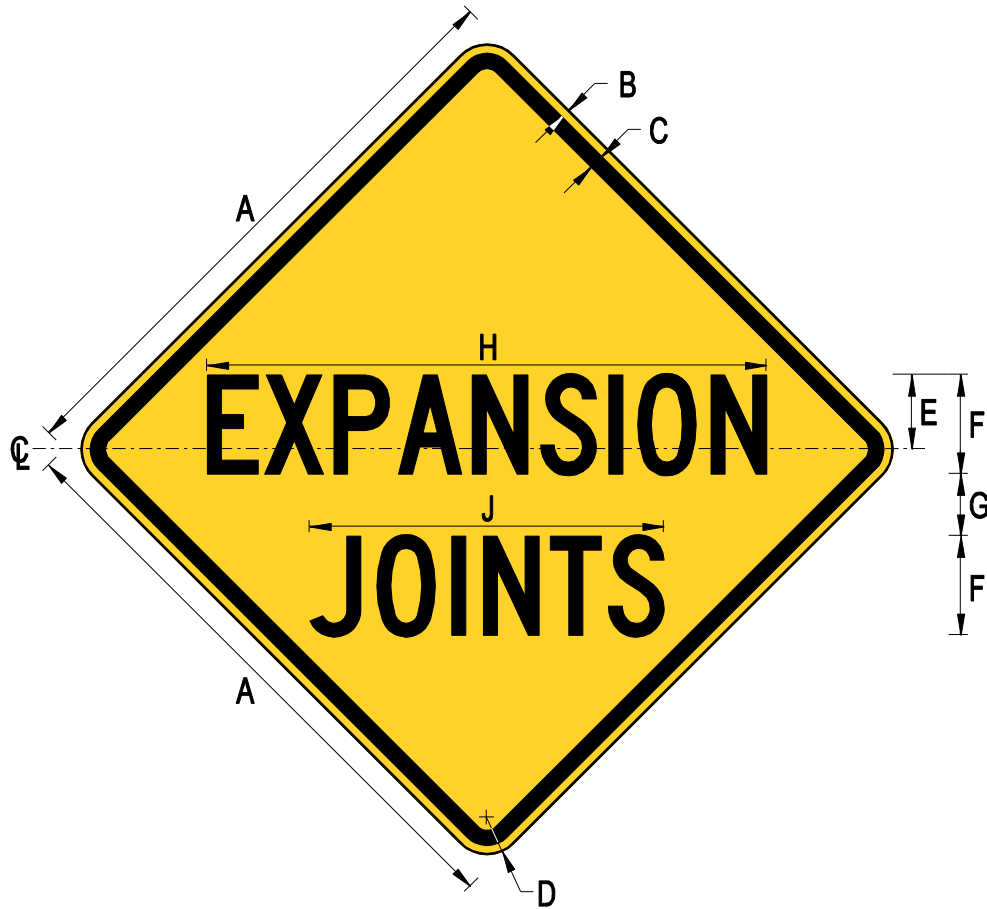
COLORS: LEGEND — BLACK
 BACKGROUND — YELLOW (RETROREFLECTIVE)



W8-V1
STEEL GRID DECK

A	B	C	D	E	F	G	H	J	K
36	0.625	0.875	2.25	2.25	6 C	3.75	19	14.5	16.4
48	0.75	1.25	3	3	8 C	5	25.4	19.3	21.9
60	0.75	1.25	3	5	10 C	6	31.7	24.1	27.4

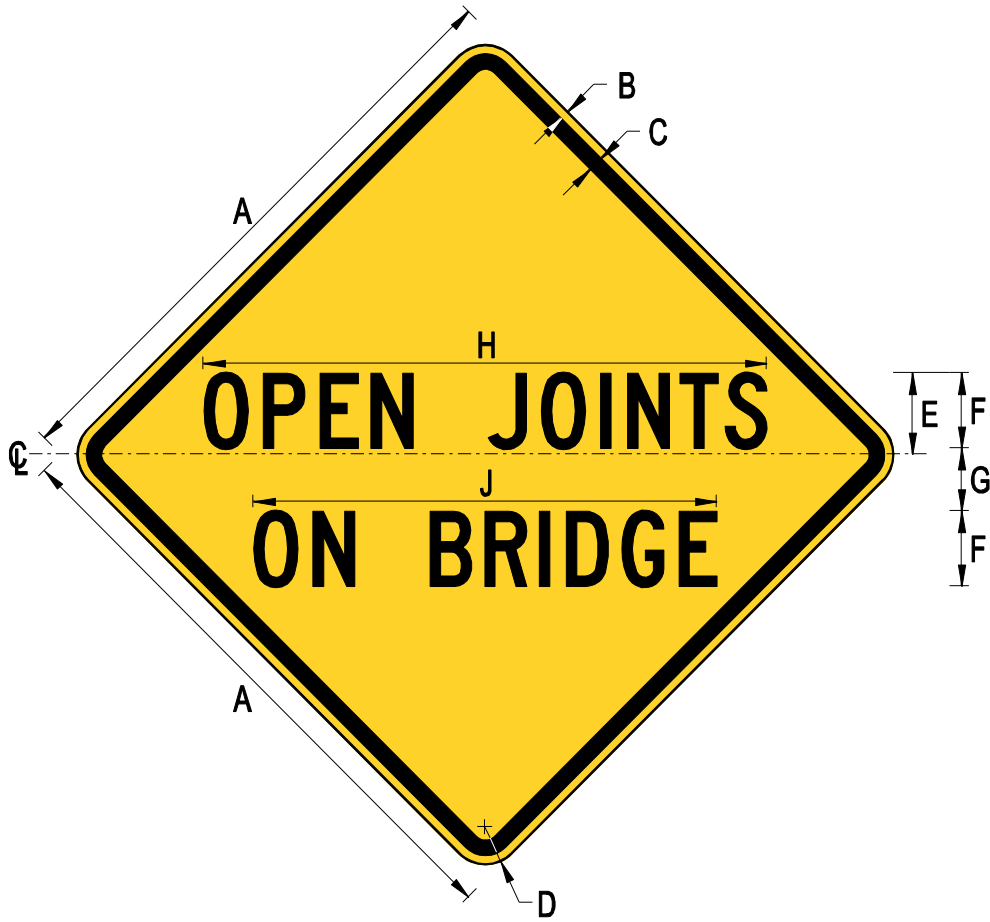
COLORS: LEGEND — BLACK
 BACKGROUND — YELLOW (RETROREFLECTIVE)



W8-V2
EXPANSION JOINTS

A	B	C	D	E	F	G	H	J
36	0.625	0.875	2.25	4.5	6 C	4	34.5	21.5
48	0.75	1.25	3	6	8 C	5	45	28.5
60	0.75	1.25	3	7	10 C	6	59.4	37.2

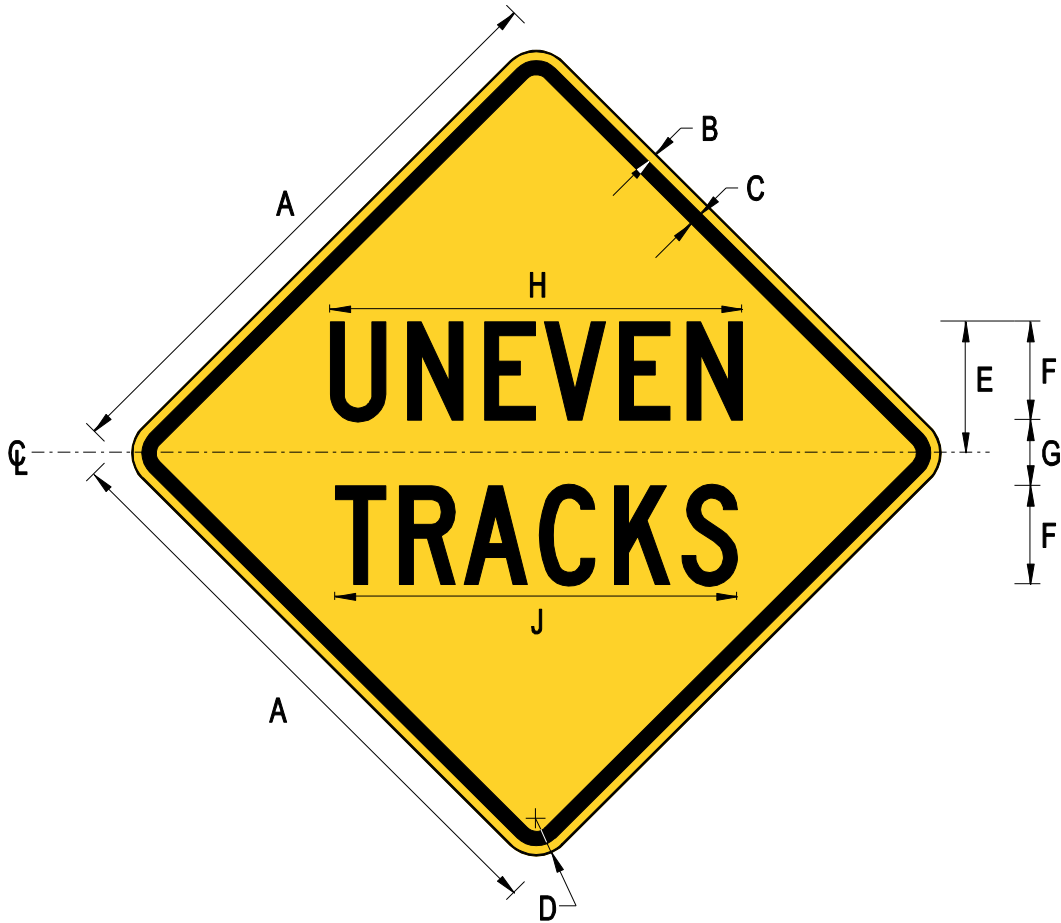
COLORS: LEGEND — BLACK
 BACKGROUND — YELLOW (RETROREFLECTIVE)



W8-V3
OPEN JOINTS ON BRIDGE

A	B	C	D	E	F	G	H	J
36	0.625	0.875	2.25	5	5 C	3	35	28
48	0.75	1.25	3	6.5	6 C	5	45.1	37.1
60	0.75	1.25	3	8.5	8 C	6	60.1	48.5

COLORS: LEGEND — BLACK
 BACKGROUND — YELLOW (RETROREFLECTIVE)



W10-V1
UNEVEN TRACKS

A	B	C	D	E	F	G	H	J
36	0.625	0.875	2.25	8	6 C	4	25	24.4
48	0.75	1.25	3	11	8 C	6	33.3	32.5

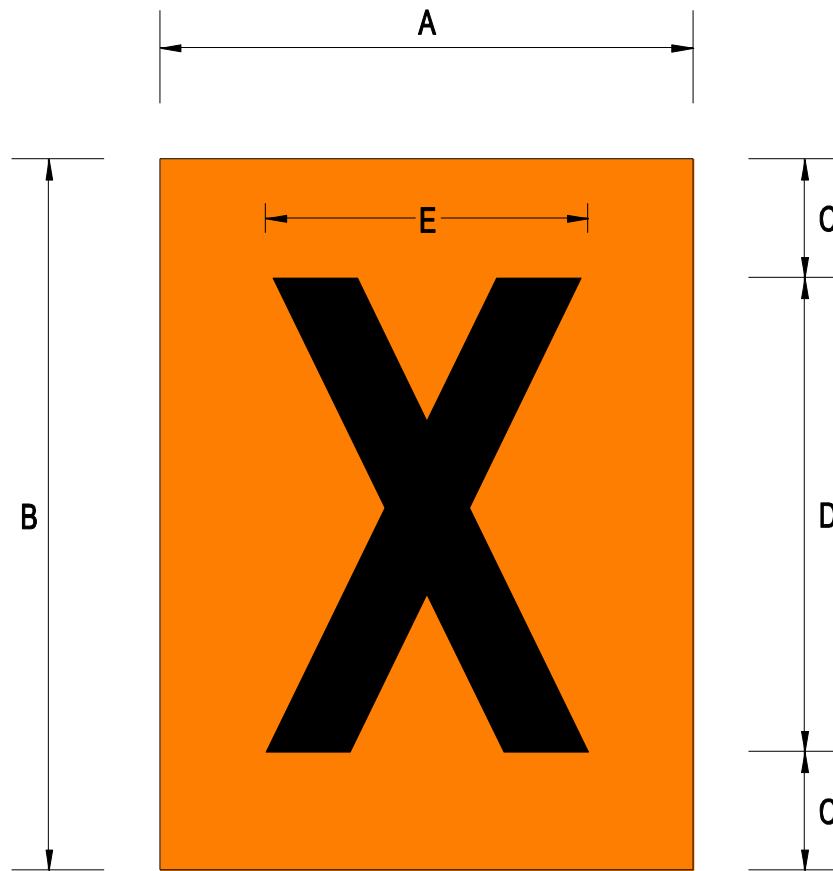
COLORS: LEGEND — BLACK
 BACKGROUND — YELLOW (RETROREFLECTIVE)



W11-V1
RESCUE SQUAD

A	B	C	D	E	F	G	H	J
30	0.5	0.75	1.875	6	5 D	3	24.2	21.3
36	0.625	0.875	2.25	7	6 D	4	29	25.6
48	0.75	1.25	3	9.5	8 D	5	38.7	34.2

COLORS: LEGEND — BLACK
 BACKGROUND — YELLOW (RETROREFLECTIVE)



W11-VP1
Number Overlay for W11-V2 Sign

A	B	C	D	E
8	10	1.5	7 D	Var.
9	12	2	8 D	Var.

TTC SIGN COLORS: LEGEND — BLACK
 BACKGROUND — FLUORESCENT ORANGE (RETROREFLECTIVE)



W11-V3

WATCH FOR TURNING VEHICLES

A	B	C	D	E	F	G	H	J	K
36	0.625	0.875	2.25	2.5	5 C	3	17.4	38	25.8
48	0.75	1.25	3	3	6 C	5	20.8	45.6	31

WARNING SIGN COLORS:

LEGEND — BLACK
 BACKGROUND — YELLOW (RETROREFLECTIVE)

TTC SIGN COLORS:

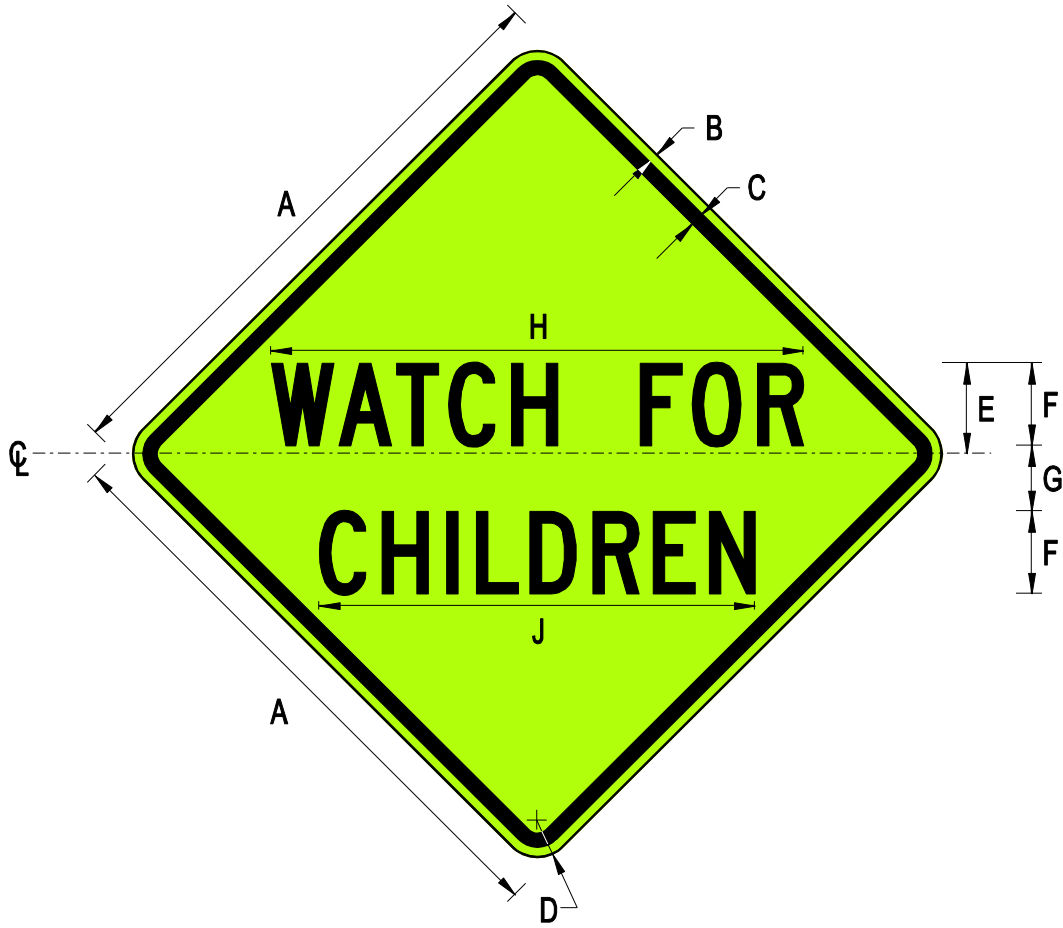
LEGEND — BLACK
 BACKGROUND — FLUORESCENT ORANGE (RETROREFLECTIVE)



W11-V4
TRUCKS ENTERING HIGHWAY

A	B	C	D	E	F	G	H	J	K
36	0.625	0.875	2.25	3	5 C	3.5	20.7	25.6	23
48	0.75	1.25	3	4	6 D	4	29.4	36.1	34.5

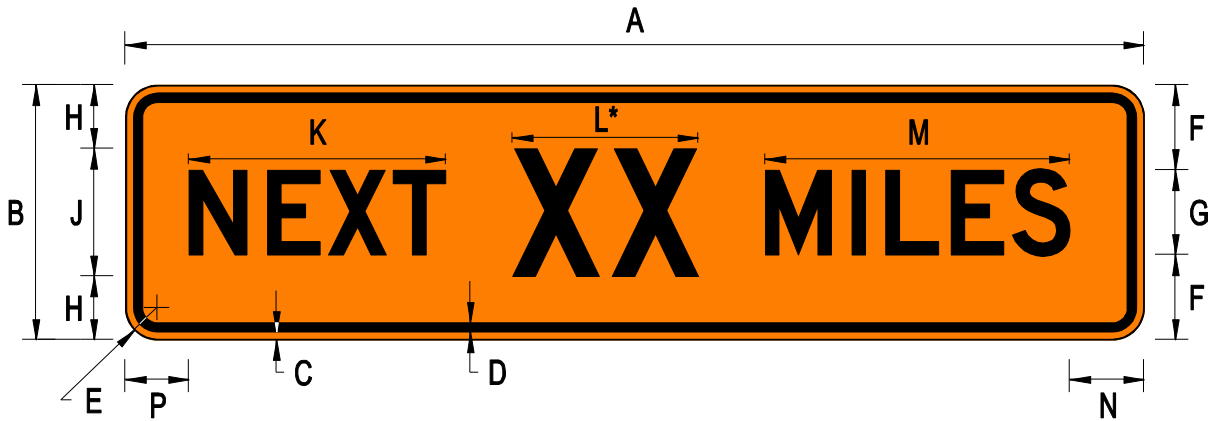
TTC SIGN COLORS: LEGEND — BLACK
 BACKGROUND — FLUORESCENT ORANGE (RETROREFLECTIVE)



W15-V1
WATCH FOR CHILDREN

A	B	C	D	E	F	G	H	J
30	0.5	0.75	1.875	4.5	4 C	3	25.8	21.1
36	0.625	0.875	2.25	5.5	5 C	4	32.3	26.4
48	0.75	1.25	3	7	7 C	4	45.1	37

COLORS: LEGEND — BLACK
 BACKGROUND — FLUORESCENT YELLOW-GREEN (RETROREFLECTIVE)



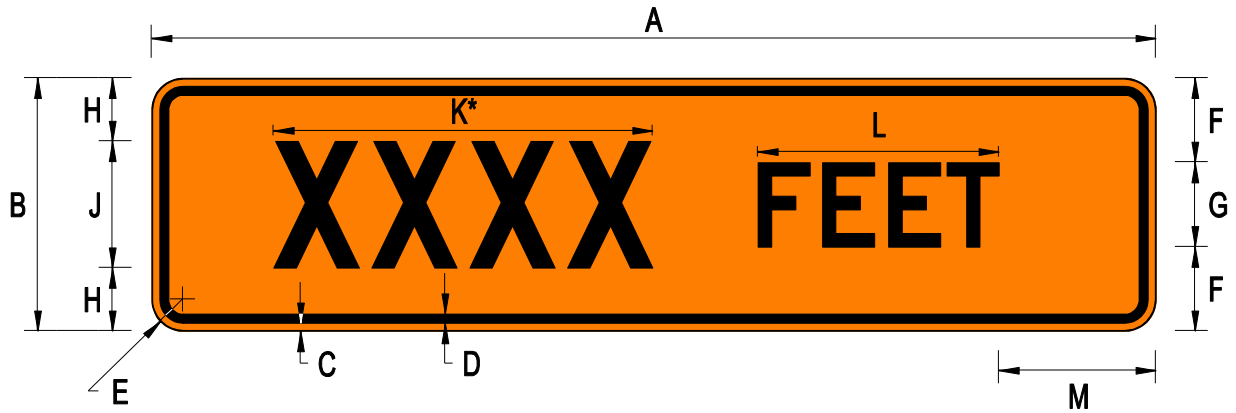
W16-VP1
NEXT XX MILES (Plaque)

A	B	C	D	E	F	G	H	J	K	L	M
48	12	0.375	0.438	1.5	4	4 D	3	6 D	12.1	Var.	14.4
60	18	0.375	0.625	1.5	6	6 C	4.5	9 C	15.2	Var.	18.5

N	P
3.5	3
3.5	3.5

* The number shall be centered between "NEXT" and "MILES."

TTC SIGN COLORS: LEGEND — BLACK
 BACKGROUND — FLUORESCENT ORANGE (RETROREFLECTIVE)

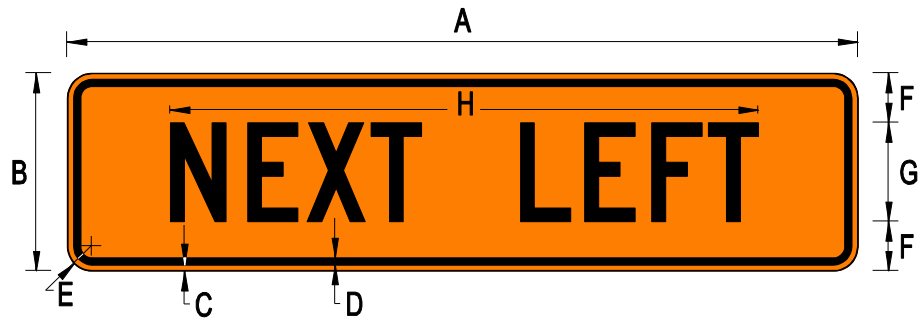


W16-VP3
XX FEET (Plaque)

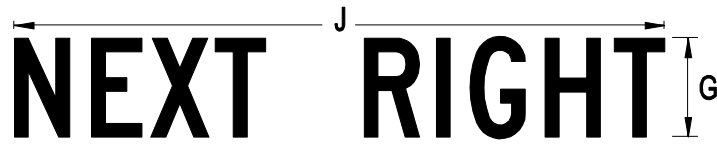
A	B	C	D	E	F	G	H	J	K	L	M
48	12	0.375	0.438	1.5	4	4 D	3	6 D	Var.	11.5	7.5
60	18	0.375	0.625	1.5	6	6 D	5	8 D	Var.	17.3	7

* The number shall be centered between the border and "FEET."

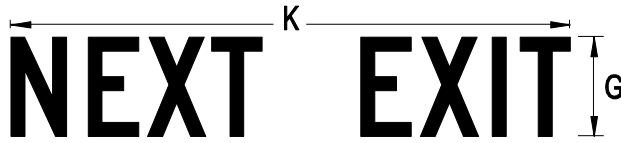
TTC SIGN COLORS: LEGEND — BLACK
 BACKGROUND — FLUORESCENT ORANGE (RETROREFLECTIVE)



W16-VP4R
NEXT RIGHT



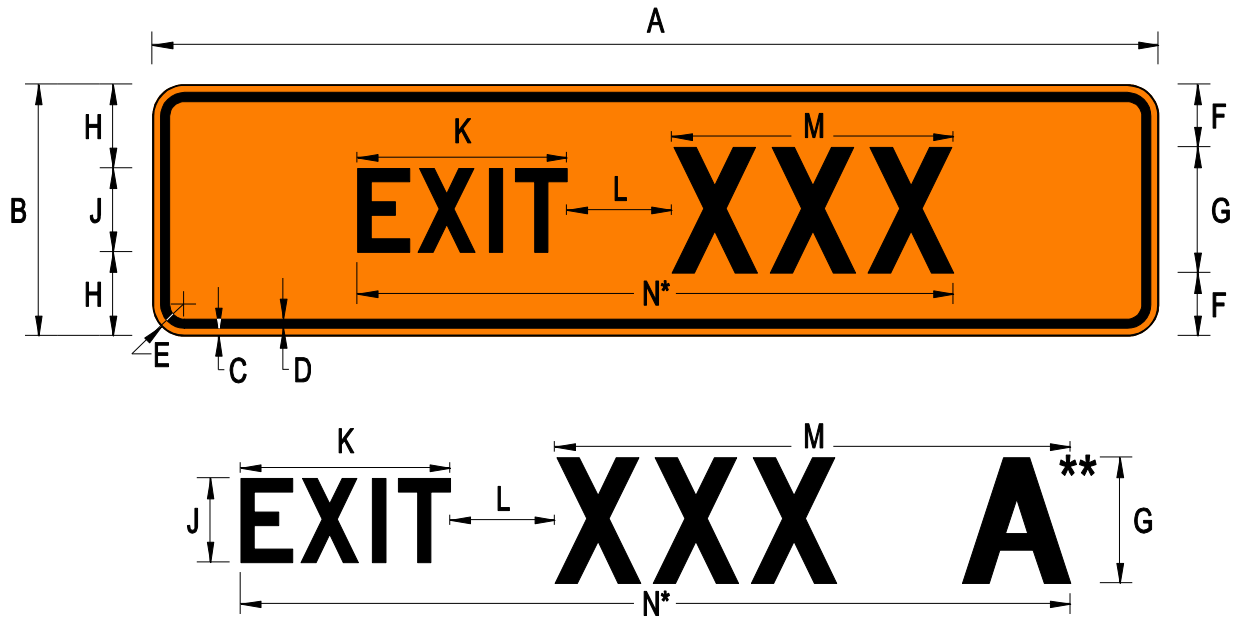
W16-VP4E
NEXT EXIT



W16-VP4L
NEXT LEFT (RIGHT) (EXIT) (Plaque)

A	B	C	D	E	F	G	H	J	K
48	12	0.375	0.438	1.5	3	6 C	34	35.7	39.5
60	18	0.375	0.625	1.5	5	8 C	45.3	47.6	52.6

TTC SIGN COLORS: LEGEND — BLACK
 BACKGROUND — FLUORESCENT ORANGE (RETROREFLECTIVE)



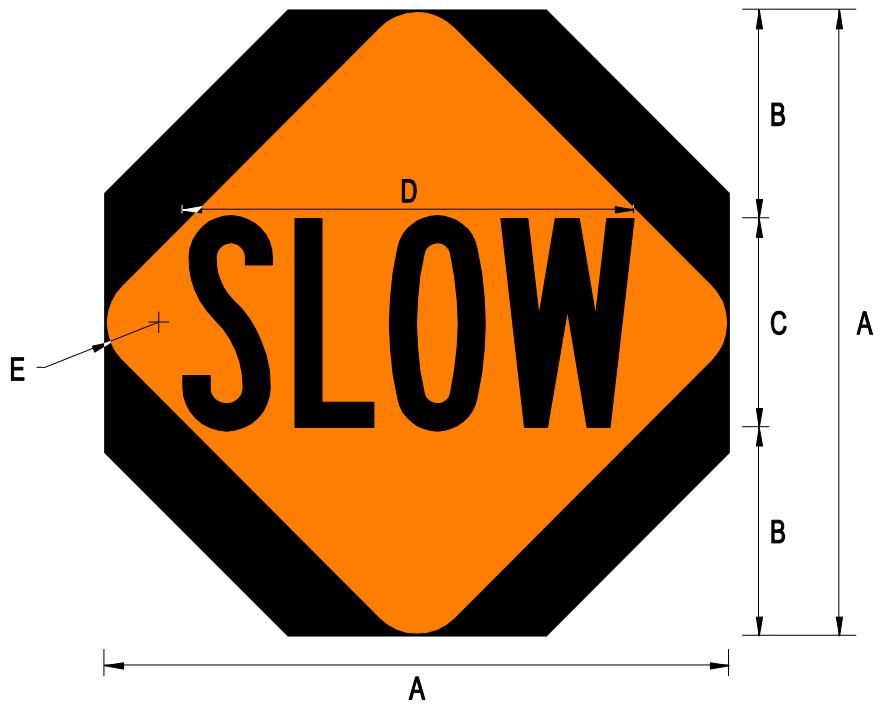
W16-VP5
EXIT Number (Plaque)

A	B	C	D	E	F	G	H	J	K	L	M
48	12	0.375	0.438	1.5	3	6 D	4	4 D	10	5	Var.***
60	18	0.375	0.625	1.5	5	8 D	6	6 D	15	7	Var.****

N
Var.
Var.

- * Legend shall be centered on sign panel.
- ** The lettering could be A, B, C, etc. depending on interchange configuration.
- *** If M exceeds 25" then C Text is allowed.
- **** If M exceeds 26" then C Text is allowed.

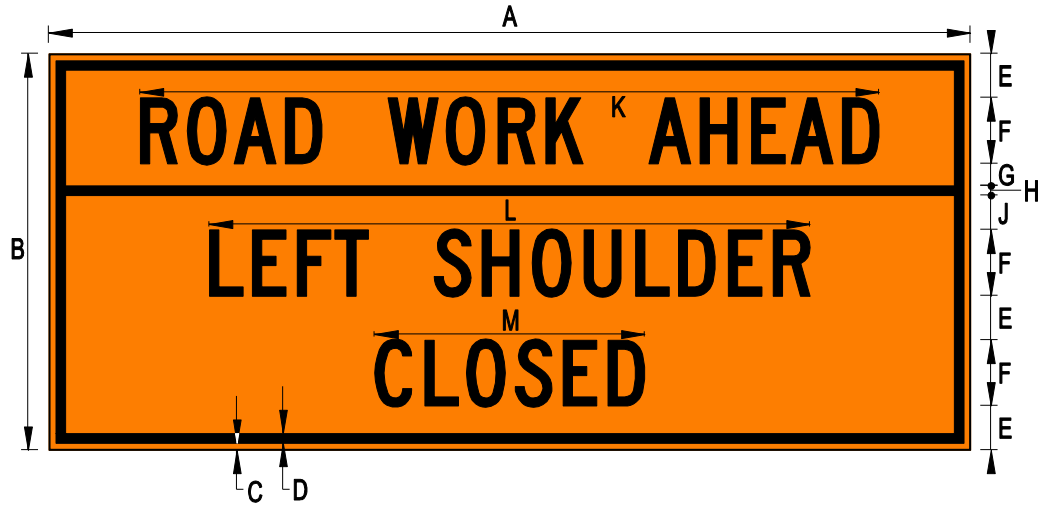
TTC SIGN COLORS: LEGEND — BLACK
 BACKGROUND — FLUORESCENT ORANGE (RETROREFLECTIVE)



W20-8 (V)
SLOW (Paddle / AFAD)

A	B	C	D	E
24	8	8 B	17.3	2
36	12	12 B	26	3

TTC SIGN COLORS: LEGEND — BLACK
 BACKGROUND — FLUORESCENT ORANGE (RETROREFLECTIVE)
 AREA OUTSIDE OF DIAMOND — BLACK



W20-V1R
RIGHT SHOULDER CLOSED

N
RIGHT SHOULDER

W20-V1L
ROAD WORK AHEAD - LEFT (RIGHT) SHOULDER CLOSED (Vehicle-Mounted Sign)

A	B	C	D	E	F	G	H	J	K	L	M
84	36	0.625	0.875	4	6 C	2	0.875	3.125	67.3	54.7	24.6

N
58.5

TTC SIGN COLORS: LEGEND — BLACK
 BACKGROUND — FLUORESCENT ORANGE (RETROREFLECTIVE)



W20-V2R
RIGHT LANE CLOSED

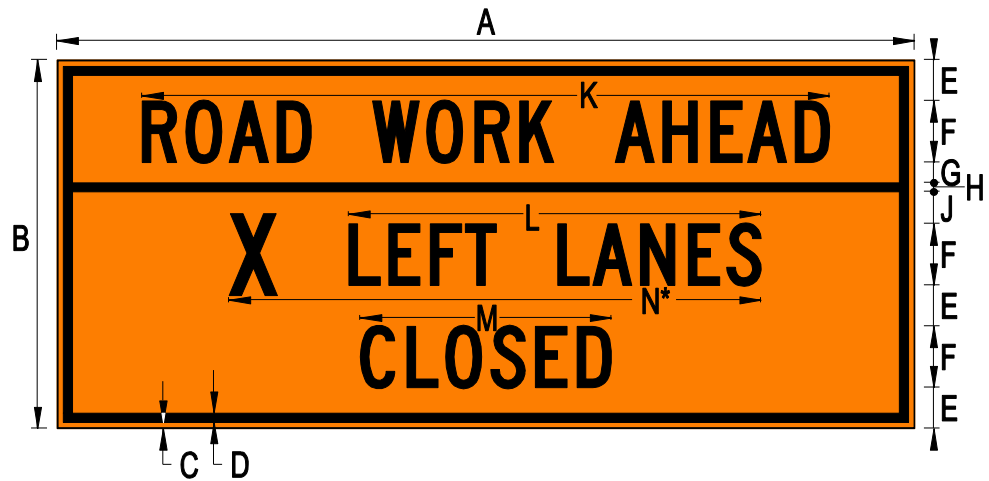
W20-V2C
CENTER LANE CLOSED

W20-V2L
ROAD WORK AHEAD - LEFT (RIGHT) (CENTER) LANE CLOSED (Vehicle-Mounted Sign)

A	B	C	D	E	F	G	H	J	K	L	M
84	36	0.625	0.875	4	6 C	2	0.875	3.125	67.3	36.3	24.6

N	P
40.1	46

TTC SIGN COLORS: LEGEND — BLACK
 — FLUORESCENT ORANGE (RETROREFLECTIVE)



W20-V2aR
X RIGHT LANES
CLOSED



W20-V2aL

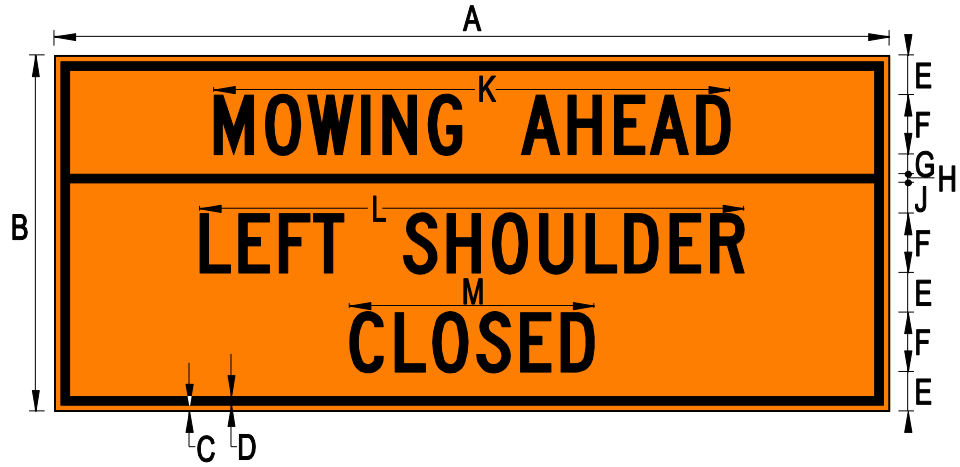
ROAD WORK AHEAD – X LEFT (X RIGHT) LANES CLOSED (Vehicle-Mounted Sign)

A	B	C	D	E	F	G	H	J	K	L	M
84	36	0.625	0.875	4	6 C	2	0.875	3.125	67.3	40.4	24.6

N	P	R	S	T	U	V
Var.	44.2	Var.	7	8C	1	Var.

- * Legend "X Left Lanes" shall be centered on sign panel.
- *** Legend "X Right Lanes" shall be centered on sign panel.

TTC SIGN COLORS: LEGEND — BLACK
 BACKGROUND — FLUORESCENT ORANGE (RETROREFLECTIVE)



W20-V3R
RIGHT SHOULDER
CLOSED

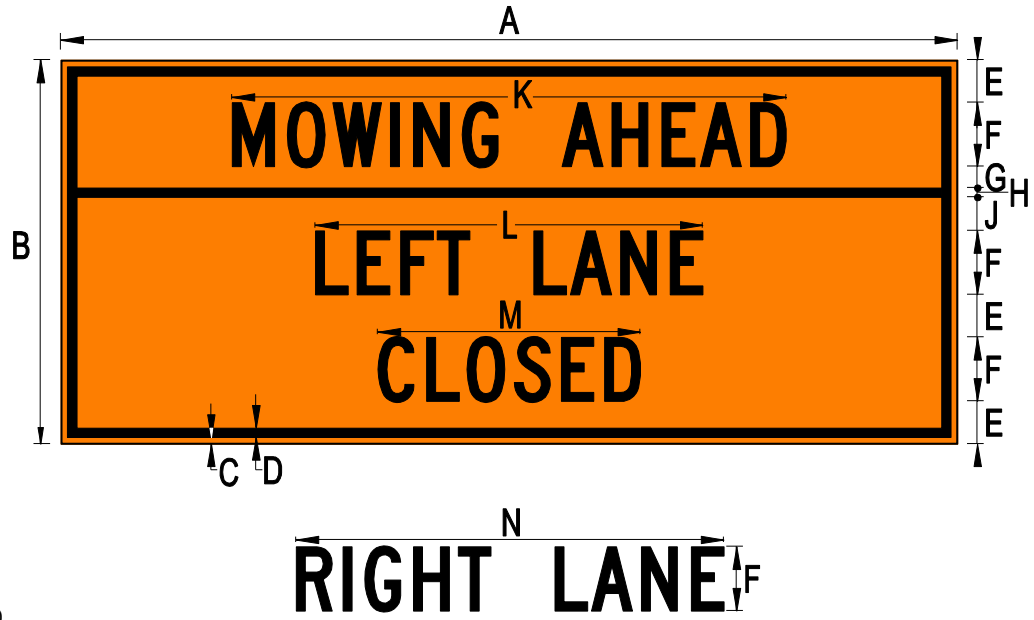


W20-V3L
MOWING AHEAD - LEFT (RIGHT) SHOULDER CLOSED (Vehicle-Mounted Sign)

A	B	C	D	E	F	G	H	J	K	L	M
84	36	0.625	0.875	4	6 C	2	0.875	3.125	51.9	54.7	24.6

N
58.5

TTC SIGN COLORS: LEGEND — BLACK
 — FLUORESCENT ORANGE (RETROREFLECTIVE)



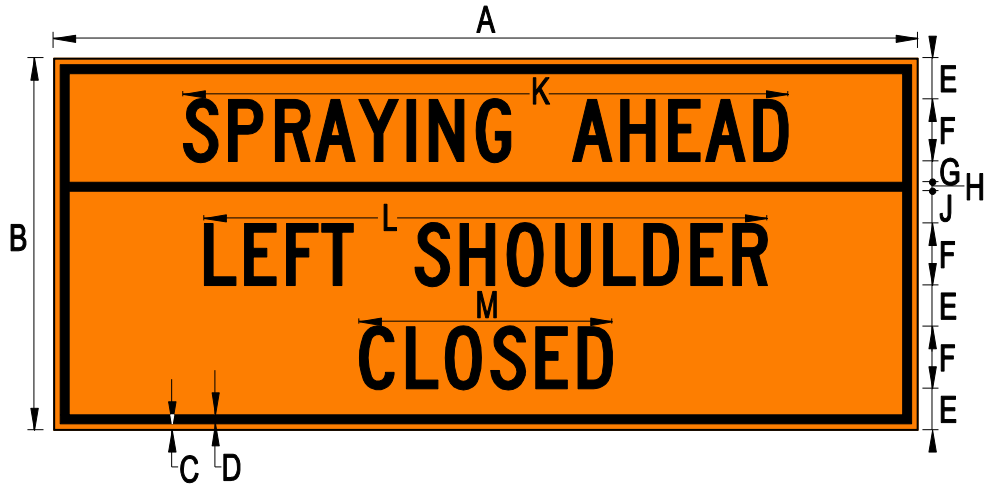
W20-V4R
RIGHT LANE CLOSED

W20-V4L
MOWING AHEAD – LEFT (RIGHT) LANE CLOSED (Vehicle-Mounted Sign)

A	B	C	D	E	F	G	H	J	K	L	M
84	36	0.625	0.875	4	6 C	2	0.875	3.125	51.9	36.3	24.6

N
40.1

TTC SIGN COLORS: LEGEND — BLACK
 — FLUORESCENT ORANGE (RETROREFLECTIVE)



W20-V6R
RIGHT SHOULDER
CLOSED



W20-V6L
SPRAYING AHEAD - LEFT (RIGHT) SHOULDER CLOSED (Vehicle-Mounted Sign)

A	B	C	D	E	F	G	H	J	K	L	M
84	36	0.625	0.875	4	6 C	2	0.875	3.125	58.8	54.7	24.6

N
58.5

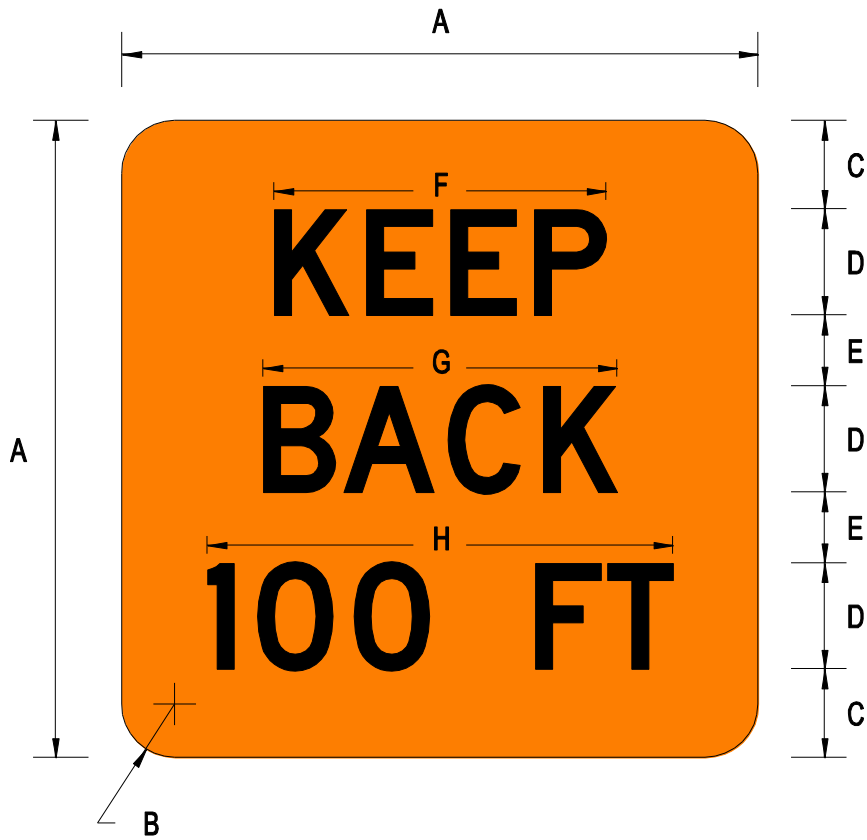
TTC SIGN COLORS: LEGEND — BLACK
 — FLUORESCENT ORANGE (RETROREFLECTIVE)



W20-V9
PRE-STORM TREATMENT (Vehicle-Mounted Sign)

A	B	C	D	E	F	G	H	J	K
48	18	0.375	0.625	1.5	2.75	5 D	2.5	34.4	36.3

TTC SIGN COLORS: LEGEND — BLACK
 BACKGROUND — FLUORESCENT ORANGE (RETROREFLECTIVE)



W20-V10
KEEP BACK 100 FT (Vehicle-Mounted Sign)

A	B	C	D	E	F	G	H
18	1.5	2.5	3 D	2	9.4	10	13.2

TTC SIGN COLORS: LEGEND — BLACK
 BACKGROUND — FLUORESCENT ORANGE (RETROREFLECTIVE)

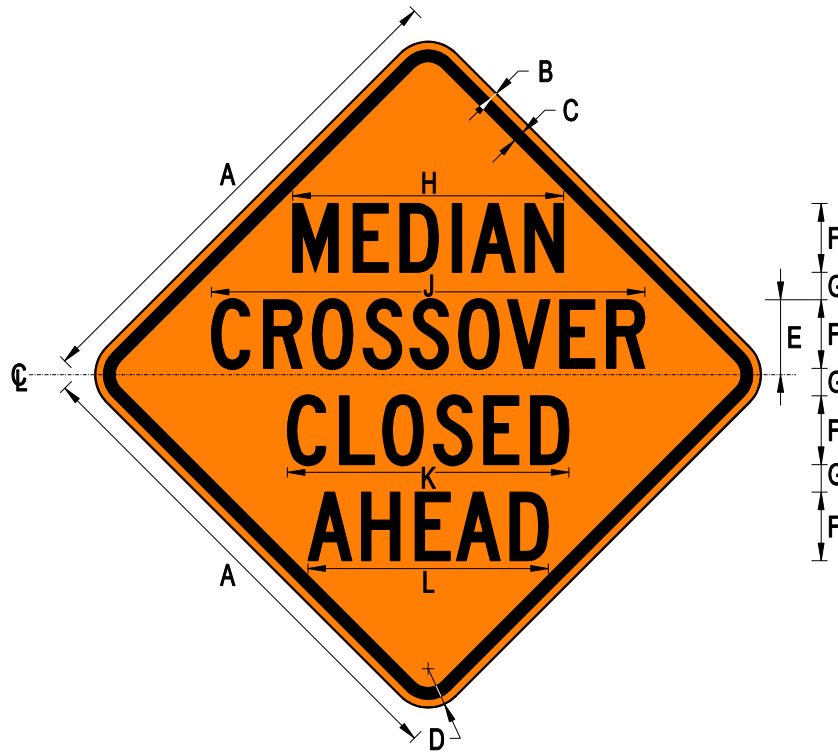


W20-V11

ROAD CLOSED HIGH WATER

A	B	C	D	E	F	G	H	J	K	L
36	0.625	0.875	2.25	7	5 C	3	13.8	20.5	12.2	17
48	0.75	1.25	3	8.75	6 D	4	20.1	29	17.3	24.6

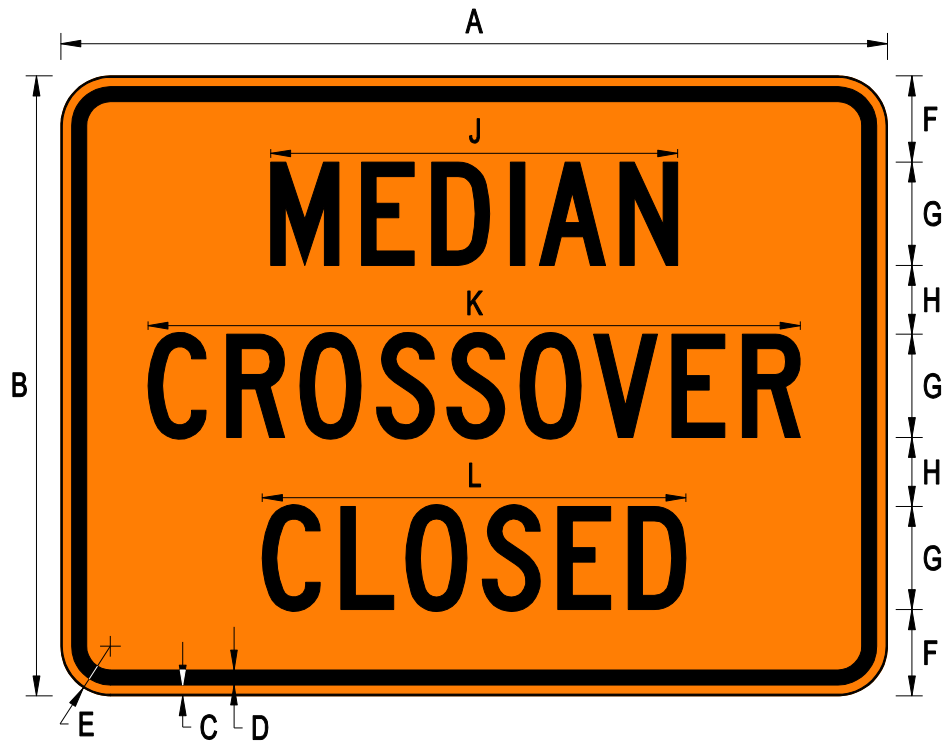
TTC SIGN COLORS: LEGEND — BLACK
 BACKGROUND — FLUORESCENT ORANGE (RETROREFLECTIVE)



W20-V15
 MEDIAN CROSSOVER CLOSED AHEAD

A	B	C	D	E	F	G	H	J	K	L
36	0.625	0.875	2.25	6	5 C	2	19.7	31.6	20.5	17.5
48	0.75	1.25	3	6.9	6 D	3	28.2	44.5	29	25.8

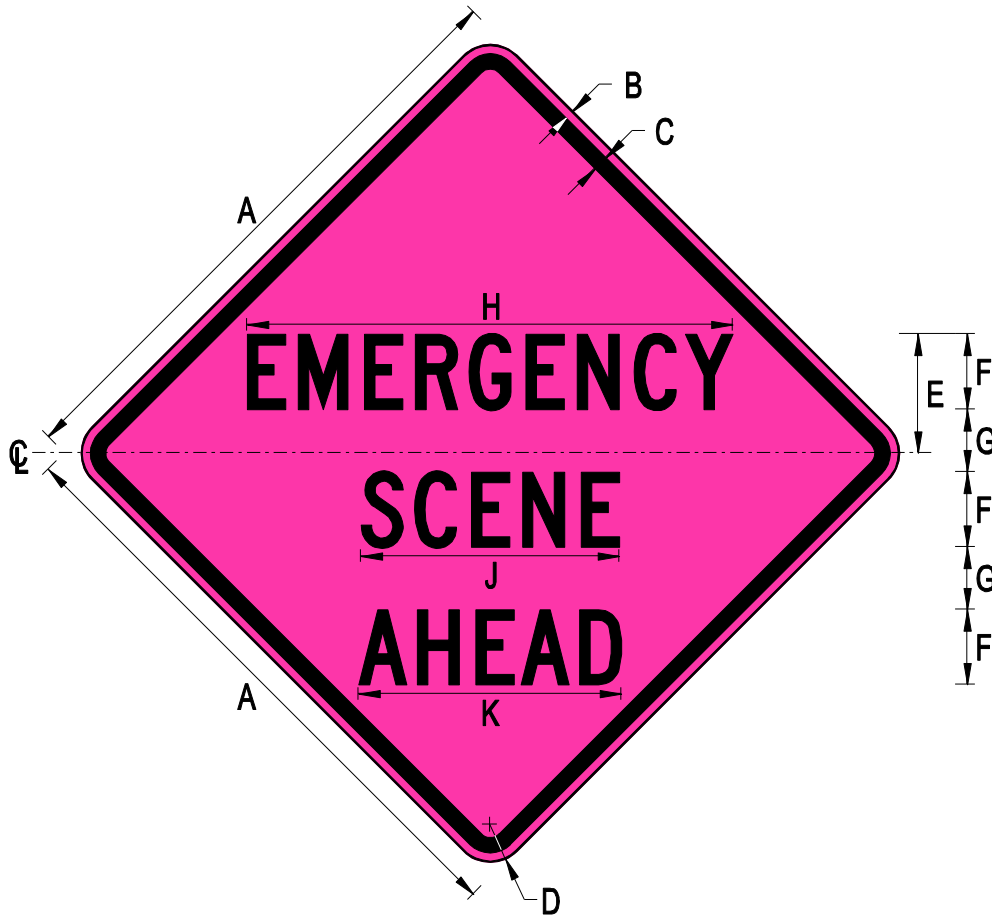
COLORS: LEGEND, BORDER — BLACK
 BACKGROUND — FLUORESCENT ORANGE (RETROREFLECTIVE)



W20-V16
MEDIAN CROSSOVER CLOSED

A	B	C	D	E	F	G	H	J	K	L
48	36	0.625	0.875	2.25	5	6 C	4	23.6	37.9	24.6

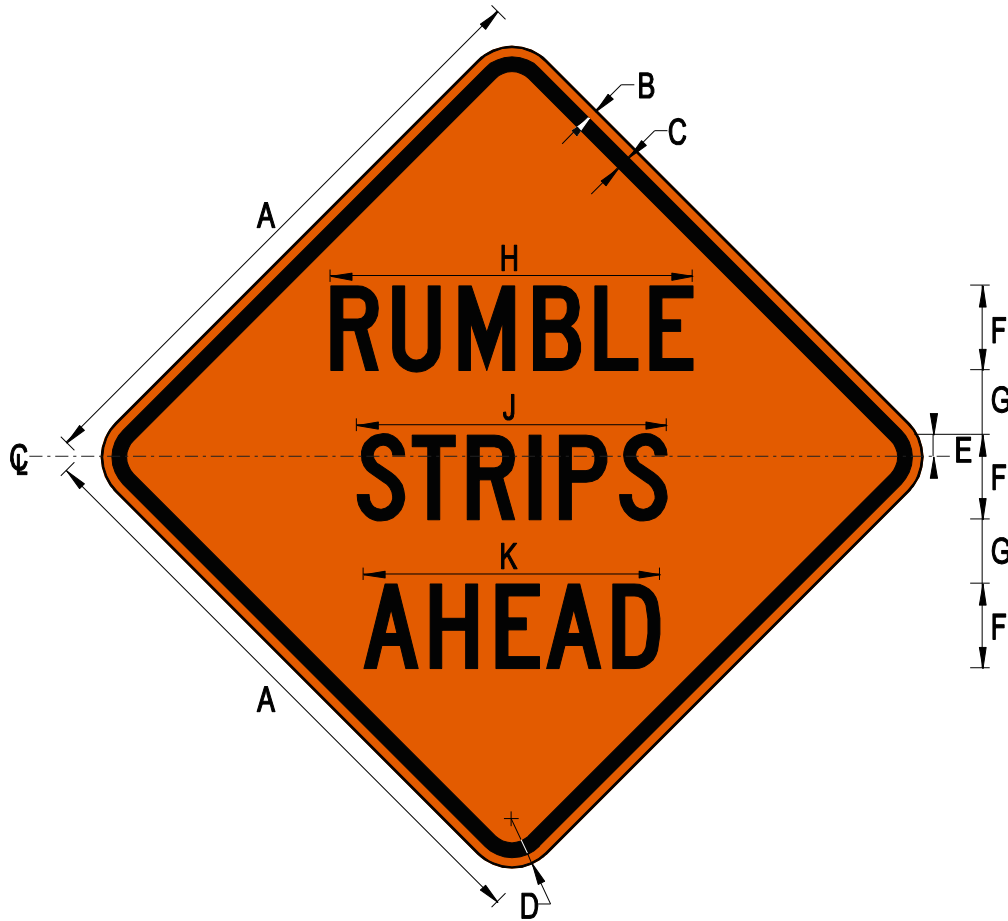
COLORS: LEGEND, BORDER — BLACK
BACKGROUND — FLUORESCENT ORANGE (RETROREFLECTIVE)



W20-V25
EMERGENCY SCENE AHEAD

A	B	C	D	E	F	G	H	J	K
36	0.625	0.875	2.25	8.75	5 B	3.75	26	13.8	14.5
48	0.75	1.25	3	9.5	6 C	5	38.8	20.6	21

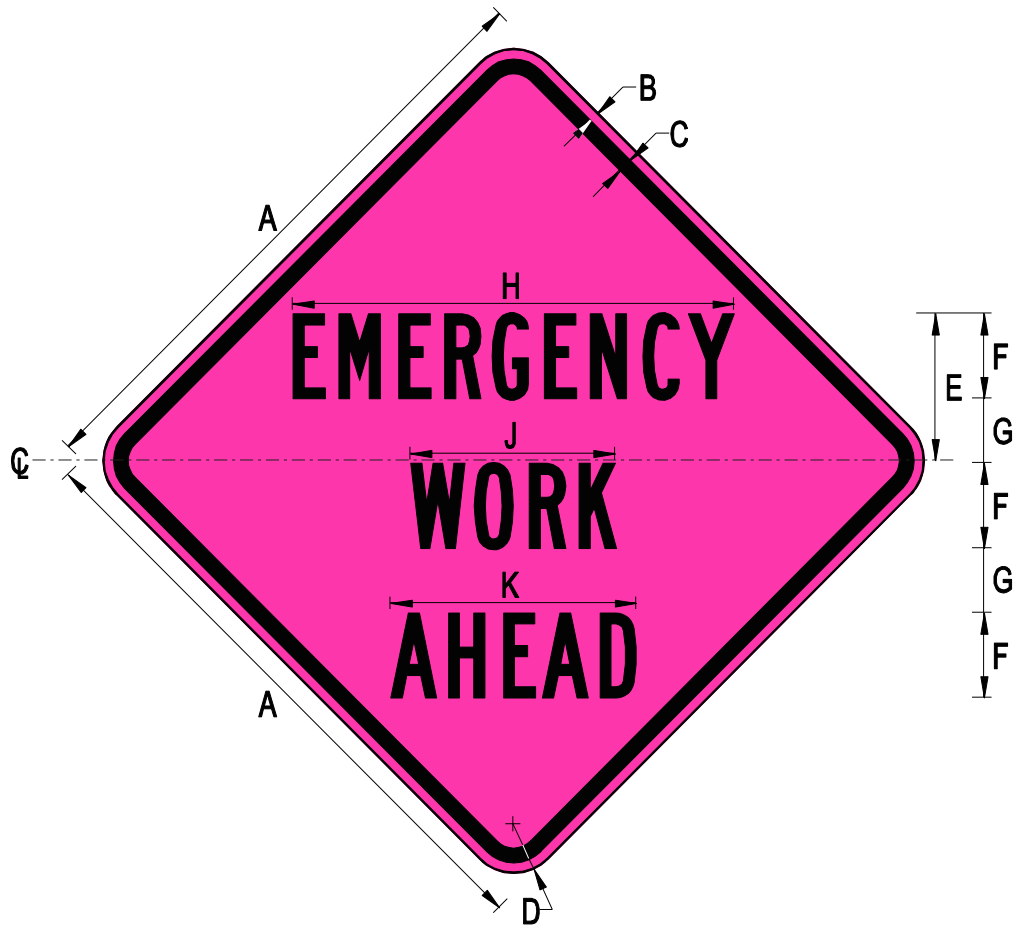
INCIDENT MANAGEMENT SIGN COLORS: LEGEND — BLACK
 BACKGROUND — FLUORESCENT PINK (RETROREFLECTIVE)



W20-V26
RUMBLE STRIPS AHEAD

A	B	C	D	E	F	G	H	J	K
36	0.625	0.875	2.25	1.3	5 C	3.8	21.4	18.3	17.5
48	0.75	1.25	3	2.5	6 D	4.5	30.2	25.3	25.8

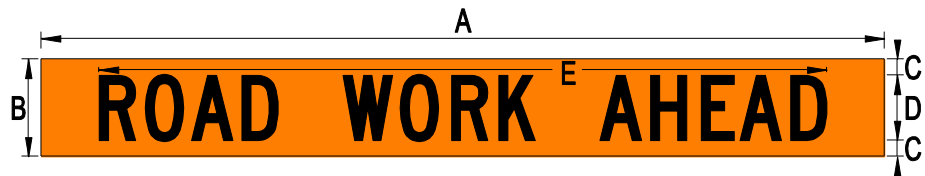
TTC SIGN COLORS: LEGEND — BLACK
 BACKGROUND — FLUORESCENT ORANGE (RETROREFLECTIVE)



W20-V27
EMERGENCY WORK AHEAD

A	B	C	D	E	F	G	H	J	K
36	0.625	0.875	2.25	8.6	5 B	3.8	26.1	12.2	14.5
48	0.75	1.25	3	10.3	6 C	5	38.3	17.8	21

INCIDENT MANAGEMENT SIGN COLORS: LEGEND — BLACK
 BACKGROUND — FLUORESCENT PINK (RETROREFLECTIVE)



W20-VP2
MOWING AHEAD
Overlay

MOWING AHEAD

W20-VP3
LINE PAINTING
AHEAD Overlay

LINE PAINTING AHEAD

W20-VP4
SPRAYING AHEAD
Overlay

SPRAYING AHEAD

W20-VP5
PRE-STORM
TREATMENT Overlay

PRE-STORM TREATMENT

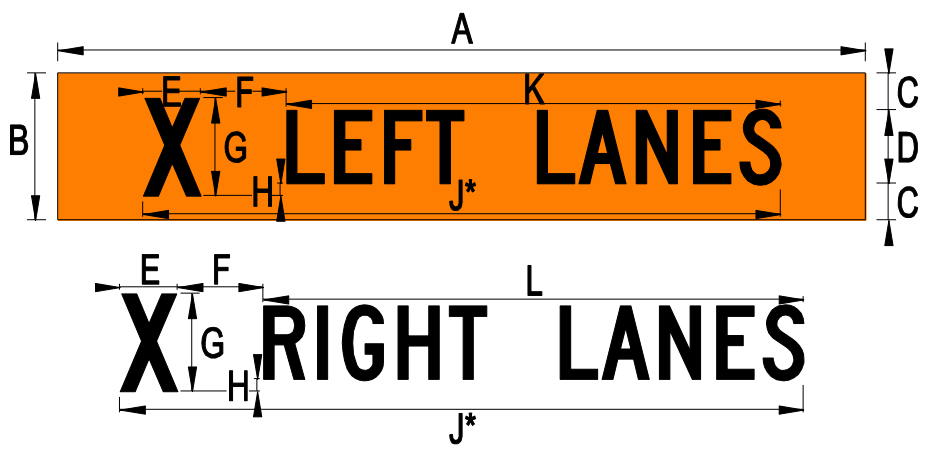
W20-VP1

ROAD WORK AHEAD Overlay for W20-V1 through W20-V8 Signs

A	B	C	D	E	F	G	H	J
78	9	1.5	6 C	67.3	51.9	74	58.8	75

TTC SIGN COLORS: LEGEND — BLACK
 BACKGROUND — FLUORESCENT ORANGE (RETROREFLECTIVE)

W20-VP12
X RIGHT LANES



W20-VP11

X LEFT LANES Overlay for W20-V1 through W20-V8 Signs

A	B	C	D	E	F	G	H	J	K	L
66	12	3	6 C	Var.	7	8 C	1	Var.	40.4	44.2

* Legend shall be centered on sign panel.

TTC SIGN COLORS: LEGEND — BLACK
 BACKGROUND — FLUORESCENT ORANGE (RETROREFLECTIVE)



W21-V3
MOWING NEXT 2 MILES

A	B	C	D	E	F	G	H	J	K	L	M
36	0.625	0.875	2.25	0.5	5 D	4	24.3	15.1	5	4.1	17
48	0.75	1.25	3	3	6 D	5	29.2	18.1	6	4.8	21.5

N	P
0.5	6 D
0.5	7 D

TTC SIGN COLORS: LEGEND — BLACK
 — FLUORESCENT ORANGE (RETROREFLECTIVE)

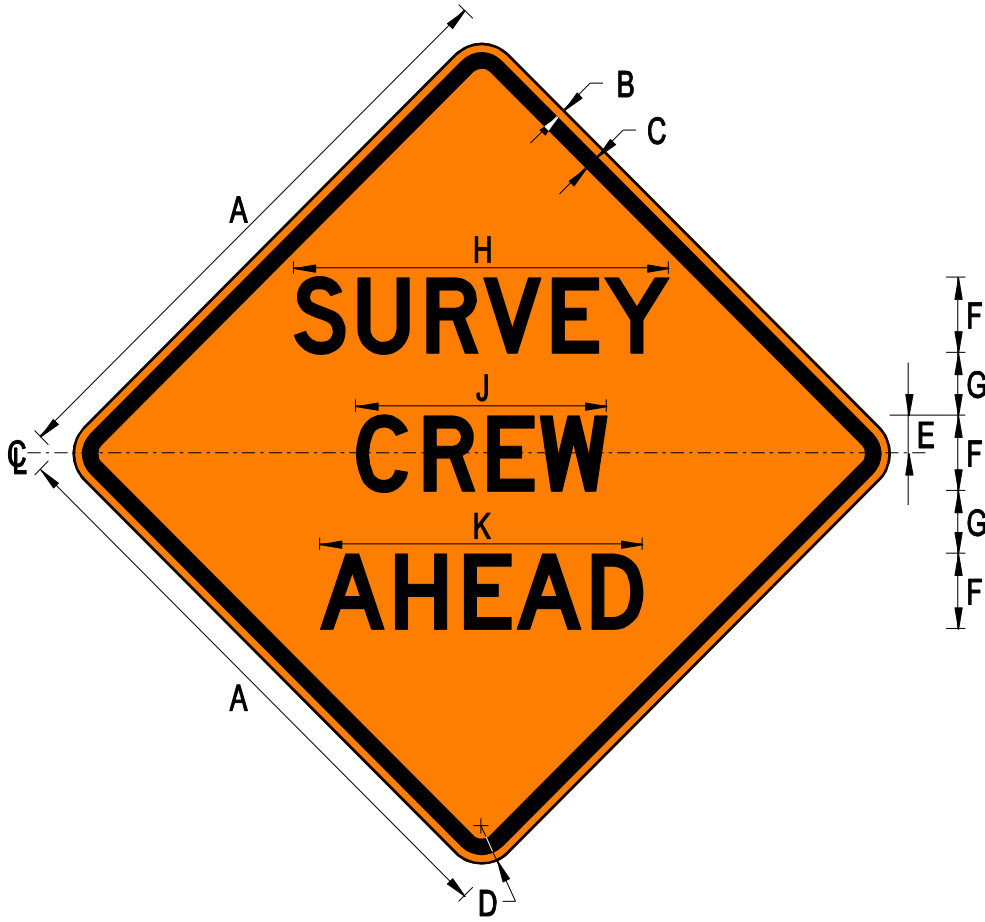


W21-V5
SPRAYING NEXT 5 MILES

A	B	C	D	E	F	G	H	J	K	L	M
36	0.625	0.875	2.25	7.5	5 D	3	30	15.1	5	4.1	17
48	0.75	1.25	3	11	6 D	5	38	18.1	6	4.8	21.5

N	P
0.5	6 D
0.5	7 D

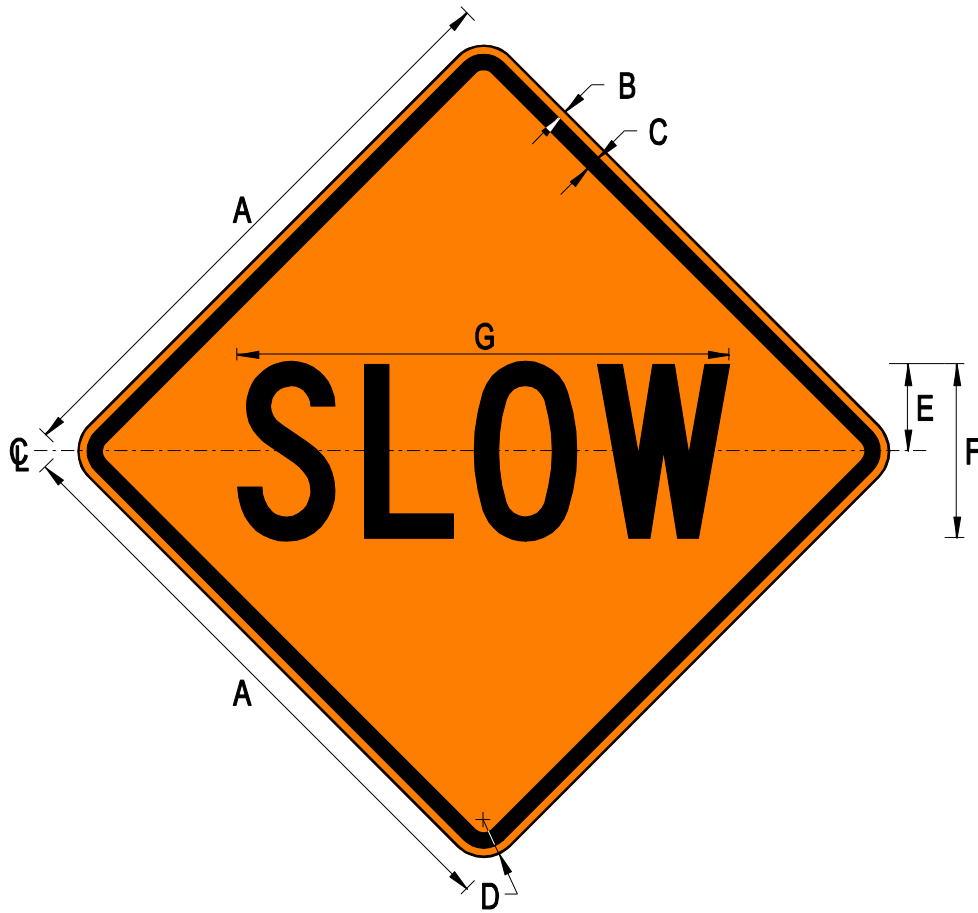
TTC SIGN COLORS: LEGEND — BLACK
 BACKGROUND — FLUORESCENT ORANGE (RETROREFLECTIVE)



W21-V8
SURVEY CREW AHEAD

A	B	C	D	E	F	G	H	J	K
36	0.625	0.875	2.25	1.5	5 D	3	25	16.7	21.5
48	0.75	1.25	3	3	6 D	5	30	20	25.8


TTC SIGN COLORS: LEGEND — BLACK
 — FLUORESCENT ORANGE (RETROREFLECTIVE)



W21-V10
SLOW

A	B	C	D	E	F	G
36	0.625	0.875	2.25	5	10 C	28.3
48	0.75	1.25	3	7	14 C	39.6

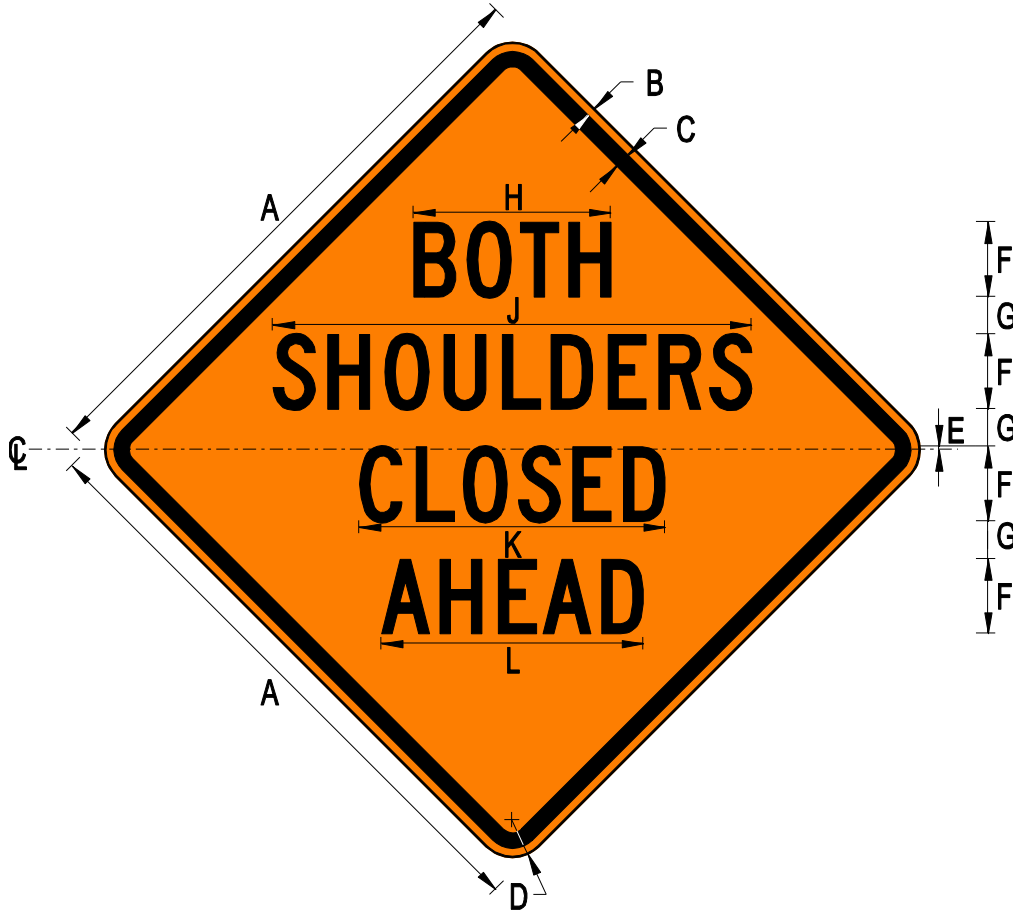
TTC SIGN COLORS: LEGEND — BLACK
 — FLUORESCENT ORANGE (RETROREFLECTIVE)



W21-V11
BOTH SHOULDERS CLOSED

A	B	C	D	E	F	G	H	J	K
36	0.625	0.875	2.25	2.481	5 C	3.682	13.1	32	20.4
48	0.75	1.25	3	3.482	7 C	4.803	18.4	44.7	27.6

TTC SIGN COLORS: LEGEND — BLACK
 — FLUORESCENT ORANGE (RETROREFLECTIVE)



W21-V12
BOTH SHOULDERS CLOSED AHEAD

A	B	C	D	E	F	G	H	J	K	L
36	0.625	0.875	2.25	0.2	5 C	2.4	13.2	28.5	20.4	17.5
48	0.75	1.25	3	0.24	6 C	3	15.8	38.3	24.5	21

TTC SIGN COLORS: LEGEND — BLACK
 BACKGROUND — FLUORESCENT ORANGE (RETROREFLECTIVE)



W21-V14R
RIGHT PULL-OFF AREA

RIGHT

W21-V14L
LEFT (RIGHT) PULL-OFF AREA

A	B	C	D	E	F	G	H	J	K	L
36	0.625	0.875	2.25	3	6 C	4	14.5	31.1	16.5	18.2
48	0.75	1.25	3	4	8 C	5	19.3	41.4	22	24.3

TTC SIGN COLORS: LEGEND — BLACK
 BACKGROUND — FLUORESCENT ORANGE (RETROREFLECTIVE)



W21-V15
NO PULL-OFF AREA

A	B	C	D	E	F	G	H	J	K
36	0.625	0.875	2.25	3	6 C	4	8.1	31.1	16.5
48	0.75	1.25	3	4	8 C	5	10.8	41.4	22

TTC SIGN COLORS: LEGEND — BLACK
 — FLUORESCENT ORANGE (RETROREFLECTIVE)



W21-V18
ROAD PATCHING AHEAD

A	B	C	D	E	F	G	H	J	K
36	0.625	0.875	2.25	2.5	5 D	3.7	16.75	31	21.5
48	0.75	1.25	3	3.5	7 D	4.8	23.5	43.4	30.1

TTC SIGN COLORS: LEGEND — BLACK
 BACKGROUND — FLUORESCENT ORANGE (RETROREFLECTIVE)



W21-V19
ROAD PATCHING NEXT 5 MILES

A	B	C	D	E	F	G	H	J	K
36	0.625	0.875	2.25	6.75	5 D	3	16.75	31	15.1
48	0.75	1.25	3	8.5	6 D	4.5	20.1	37.2	18.1

L	M	N	P	R
5	4.1	18	0.5	6 D
6	4.8	21.5	0.5	7 D

TTC SIGN COLORS: LEGEND — BLACK
 — FLUORESCENT ORANGE (RETROREFLECTIVE)

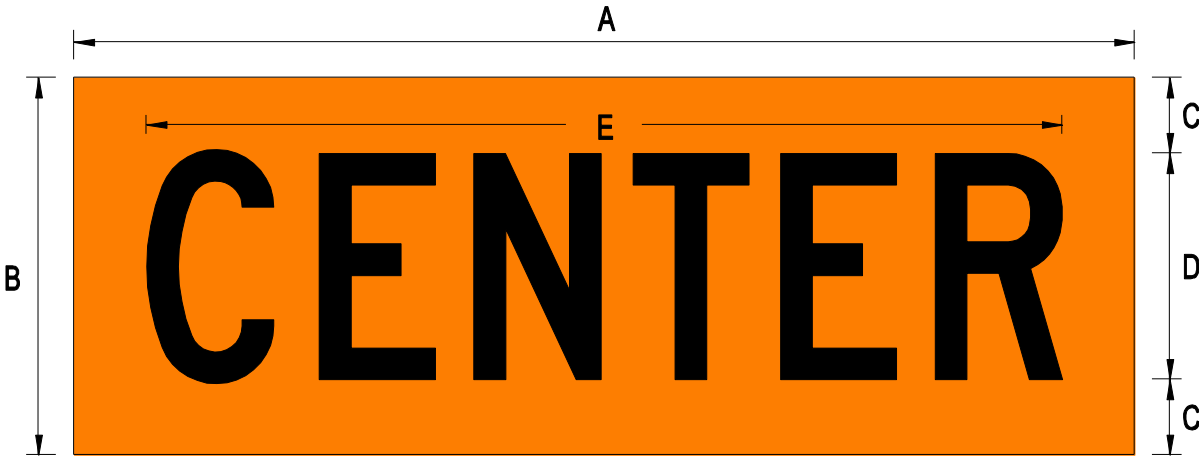


W21-VP1dL
LEFT (RIGHT) Overlay for W9-1 Signs

A	B	C	D	E	F
24	8	1	6 D	17.2	21.5
32	10	1	8 D	22.9	28.6

() Denotes line length.

TTC SIGN COLORS: LEGEND — BLACK
 BACKGROUND — FLUORESCENT ORANGE (RETROREFLECTIVE)

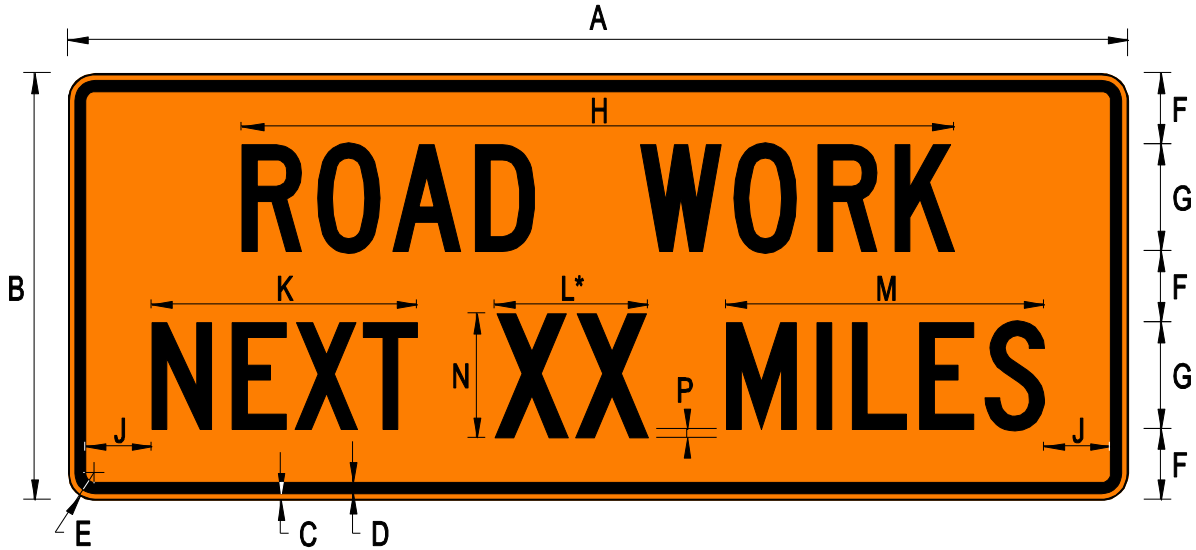


W21-VP2

CENTER Overlay for W20-5L, W20-5R, W20-V13L & W20-V13R Signs

A	B	C	D	E
22	7	1	5 C	20.2
28	10	2	6 C	24.2

TTC SIGN COLORS: LEGEND — BLACK
 BACKGROUND — FLUORESCENT ORANGE (RETROREFLECTIVE)



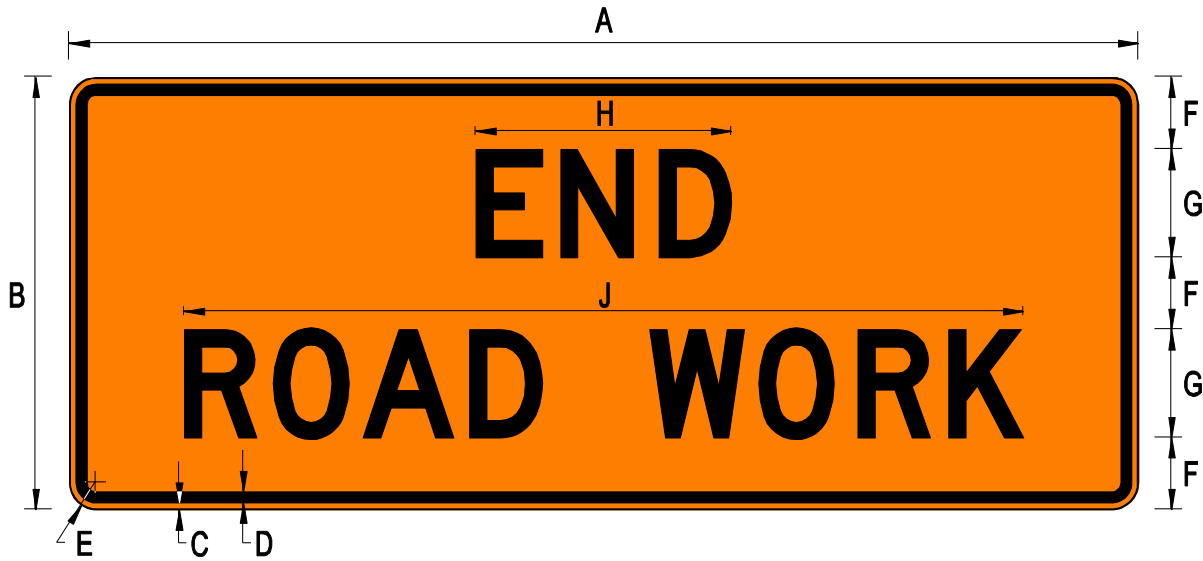
G20-1 (V)
ROAD WORK NEXT XX MILES

A	B	C	D	E	F	G	H	J	K	L	M
48	24	0.375	0.625	1.5	4	6 B	34	2.5	12	Var.	14
60	24	0.375	0.625	1.5	4	6 C	40.3	3.75	15	Var.	18

N	P
7 B	0.5
7 C	0.5

* The number shall be centered between "NEXT" and "MILES."

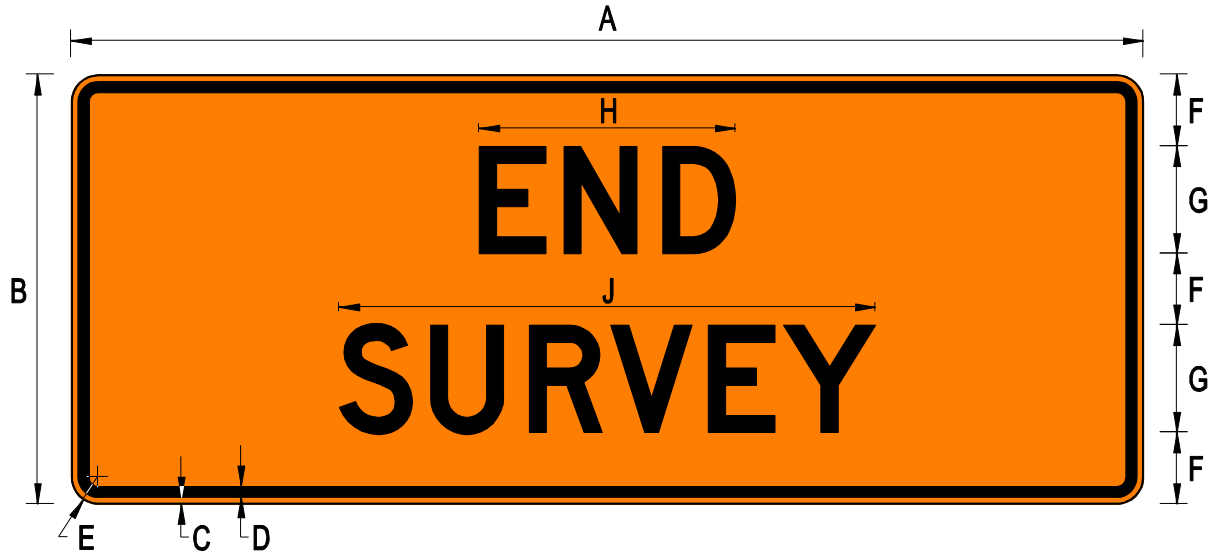
TTC SIGN COLORS: LEGEND — BLACK
 BACKGROUND — FLUORESCENT ORANGE (RETROREFLECTIVE)



G20-2 (V)
END ROAD WORK

A	B	C	D	E	F	G	H	J
48	24	0.375	0.625	1.5	4	6 C	12.1	40.3
60	24	0.375	0.625	1.5	4	6 D	14.3	47.1

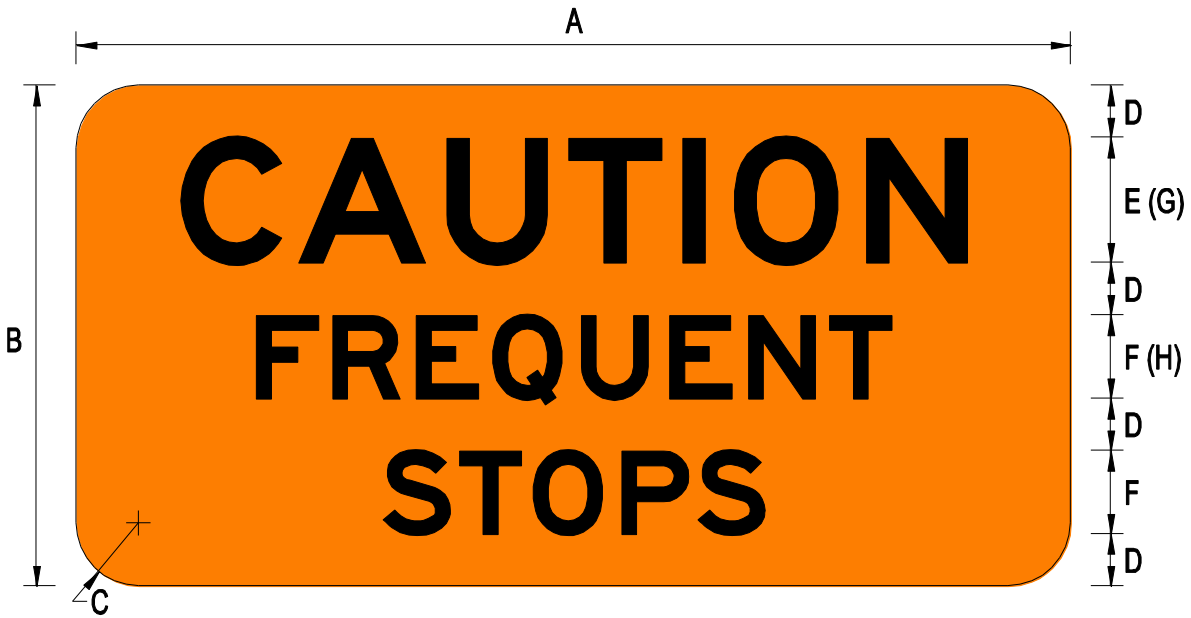
TTC SIGN COLORS: LEGEND — BLACK
 BACKGROUND — FLUORESCENT ORANGE (RETROREFLECTIVE)



G20-V3
END SURVEY

A	B	C	D	E	F	G	H	J
48	24	0.375	0.625	1.5	4	6 C	12.1	25
60	24	0.375	0.625	1.5	4	6 D	14.3	30

TTC SIGN COLORS: LEGEND — BLACK
 — FLUORESCENT ORANGE (RETROREFLECTIVE)



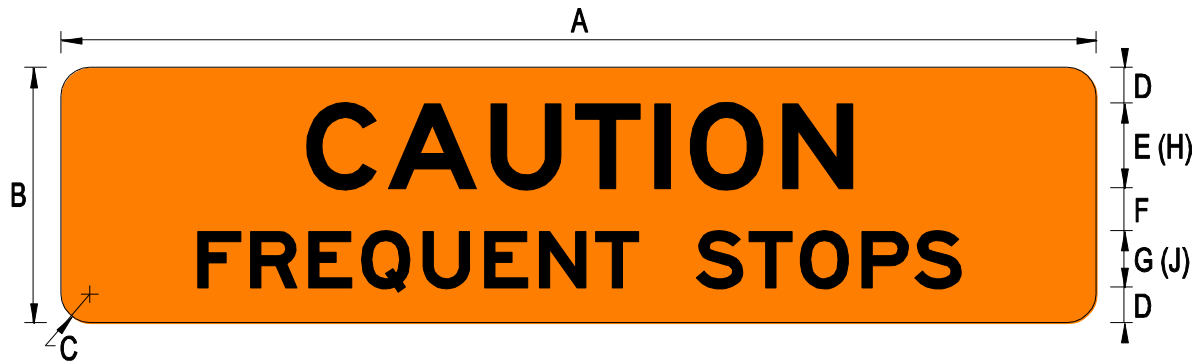
G20-V4b

CAUTION FREQUENT STOPS (Vehicle-Mounted Sign)

A	B	C	D	E	F	G	H	J
24	12	1.5	1.25	3 E	2 E	19	15.3	9.2

() Denotes line length.

TTC SIGN COLORS: LEGEND — BLACK
 BACKGROUND — FLUORESCENT ORANGE (RETROREFLECTIVE)



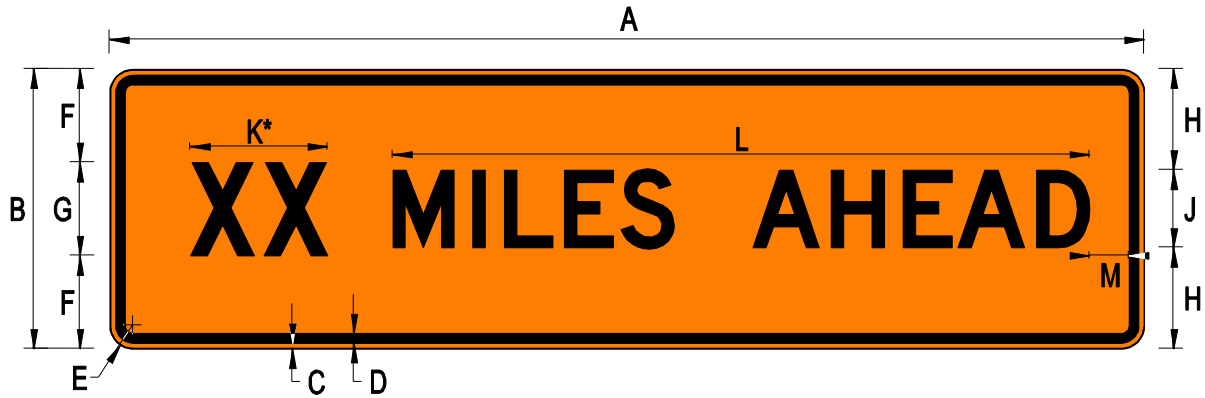
G20-V4c

CAUTION FREQUENT STOPS (Vehicle-Mounted Sign)

A	B	C	D	E	F	G	H	J
36	9	1	1.25	3 E	1.5	2 E	19	26.6

() Denotes line length.

TTC SIGN COLORS: LEGEND — BLACK
 — FLUORESCENT ORANGE (RETROREFLECTIVE)

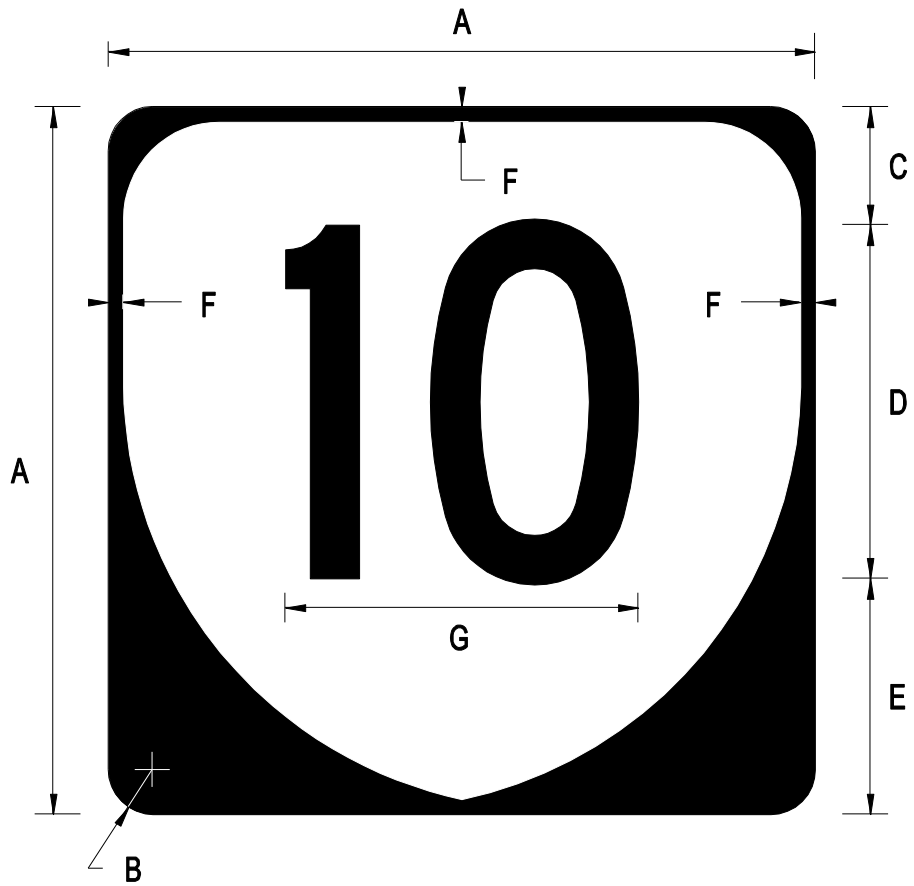


G20-VP1
XX MILES AHEAD (Plaque)

A	B	C	D	E	F	G	H	J	K	L	M
42	12	0.375	0.438	1.5	4	4 D	4.5	3 D	Var.	26.7	1.5
66	18	0.375	0.625	1.5	6	6 D	6.5	5 D	Var.	44.5	2.5
108	18	0.375	0.625	1.5	5	8 E	6	6 E	Var.	62.3	9.5

* The number "XX" shall be centered between the border and "MILES AHEAD."

TTC SIGN COLORS: LEGEND — BLACK
 BACKGROUND — FLUORESCENT ORANGE (RETROREFLECTIVE)

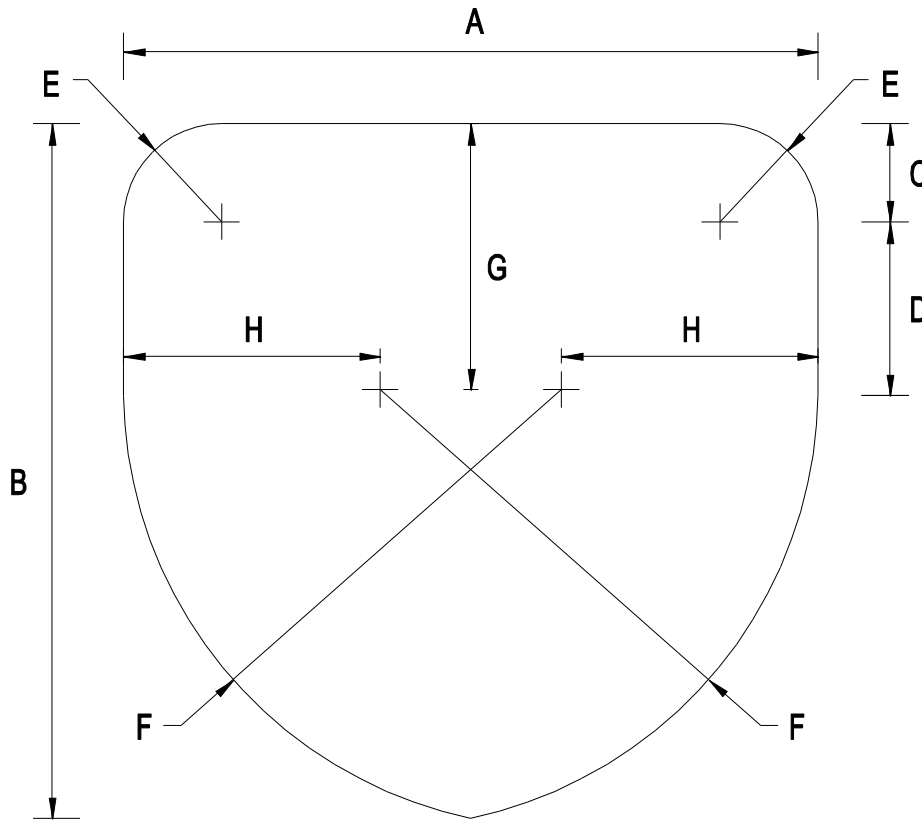


M1-V1a

Virginia Primary Route Sign for Independent Use (1 or 2 Digits)

A	B	C	D	E	F	G
24	1.5	4	12 C	8	0.5	Var.
36	2.25	5.5	18 C	12.5	0.75	Var.
48	3	7	24 C	17	1	Var.

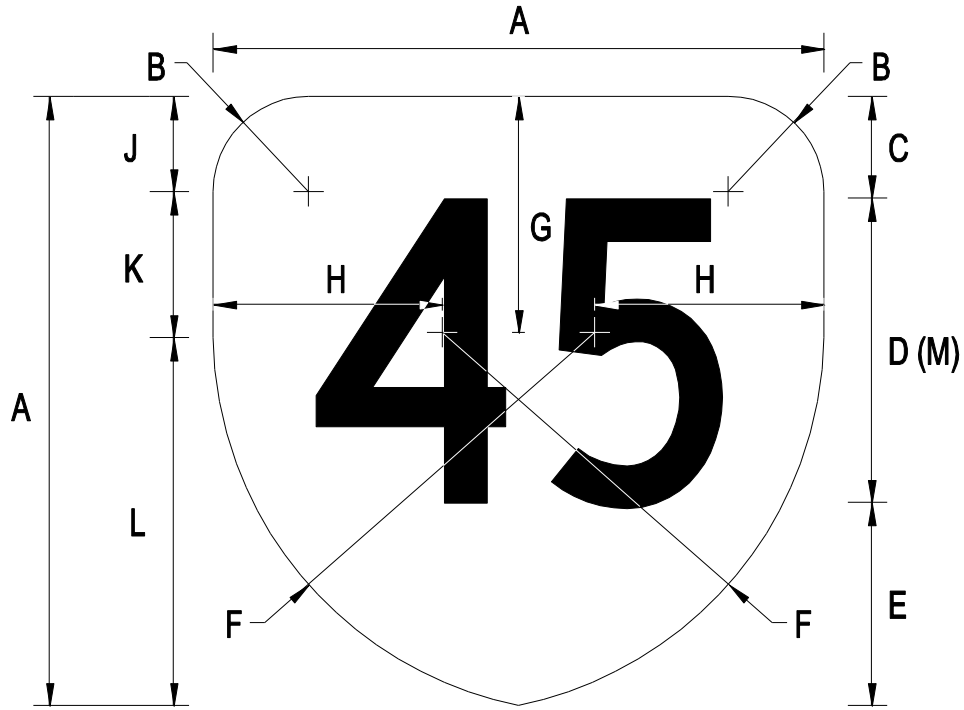
COLORS: LEGEND — BLACK
 BACKGROUND — WHITE (RETROREFLECTIVE)
 AREA OUTSIDE OF SHIELD — BLACK



M1-V1a (Shield)

Shield Layout for Virginia Primary Route Sign for Independent Use (1 or 2 Digits)

A	B	C	D	E	F	G	H
23	22.9893	3.25	5.75	3.25	14.5	8.8028	8.5013
34.5	34.484	4.875	7.8125	4.875	21.75	13.2034	12.7559
46	45.9787	6.5	11.5	6.5	29	17.6056	17.0026



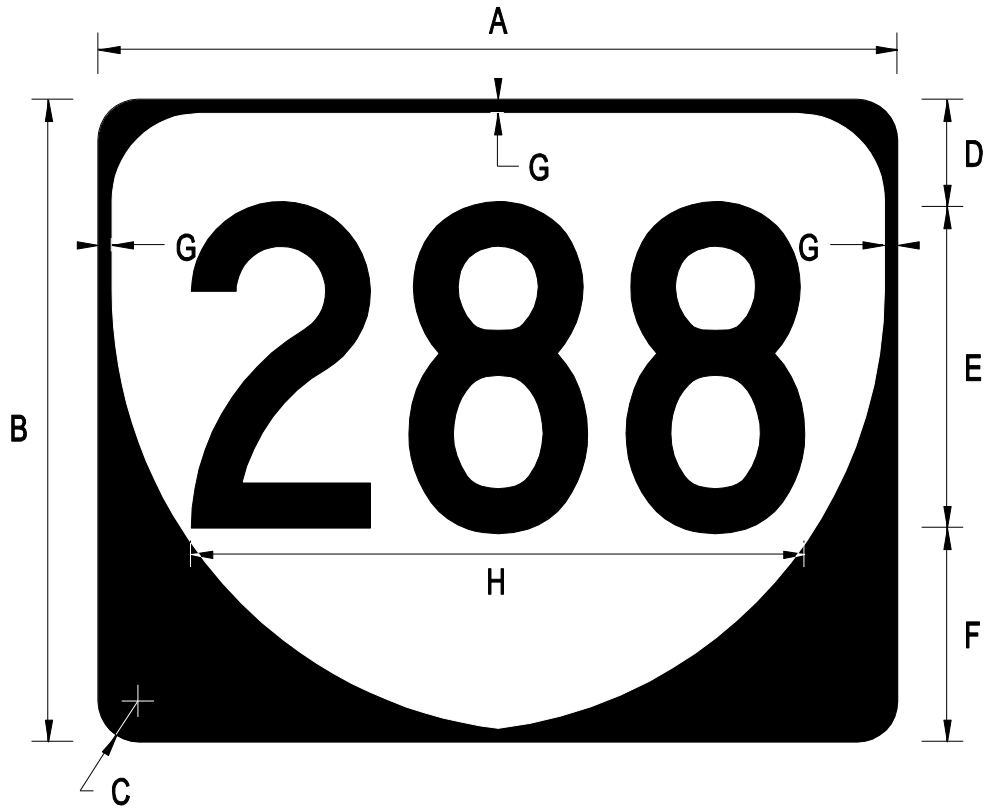
M1-V1b

Virginia Primary Route Sign for Guide Sign Use (1 or 2 Digits)

A	B	C	D	E	F	G	H	J	K	L	M
24	3.75	4	12 C	8	15	9.3028	9.0013	3.75	5.75	14.5	Var.
36	5.625	5.5	18 C	12.5	22.5	13.9535	13.5059	5.625	7.8125	22.5625	Var.
48	7.5	7	24 C	17	30	18.6056	18.0026	7.5	11.5	29	Var.

() Denotes line length.

COLORS: LEGEND — BLACK
 BACKGROUND — WHITE (RETROREFLECTIVE)

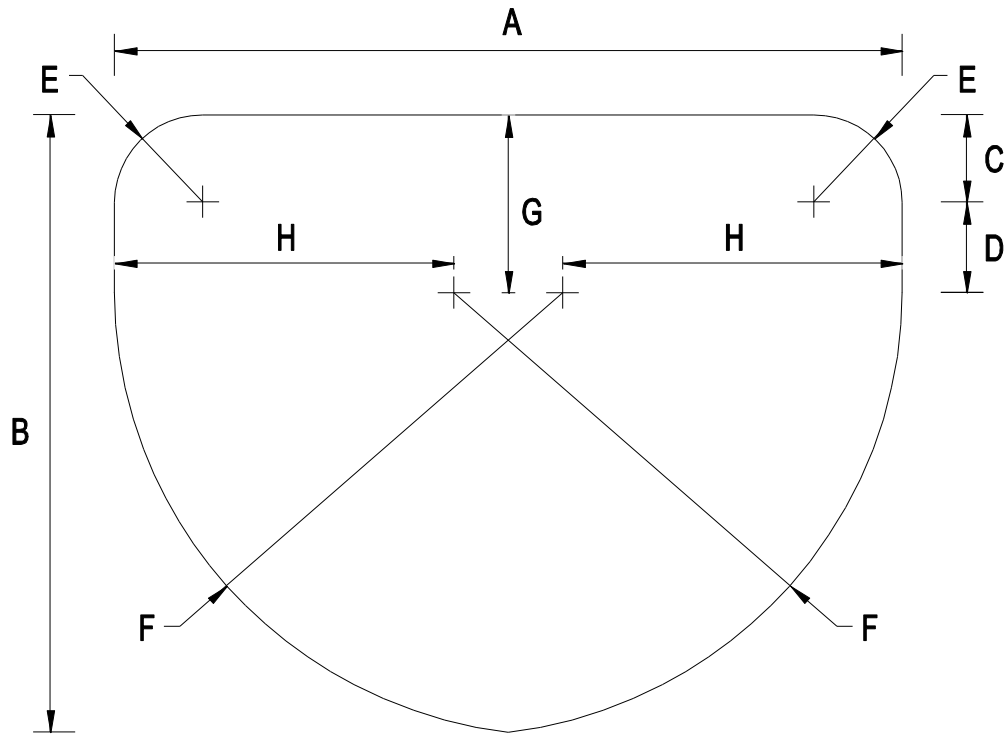


M1-V1c

Virginia Primary Route Sign for Independent Use (3 Digits)

A	B	C	D	E	F	G	H
30	24	1.5	4	12 C	8	0.5	Var.
45	36	2.25	5.5	18 C	12.5	0.75	Var.
60	48	3	7	24 C	17	1	Var.

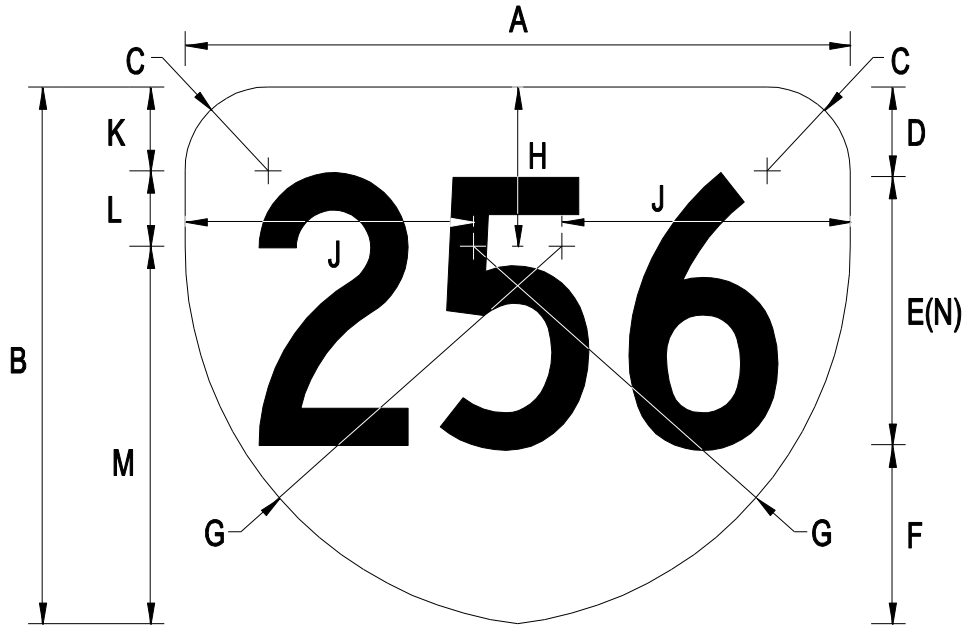
COLORS: LEGEND — BLACK
 BACKGROUND — WHITE (RETROREFLECTIVE)
 AREA OUTSIDE OF SHIELD — BLACK



M1-V1c (Shield)

Shield Layout for Virginia Primary Route Sign for Independent Use (3 Digits)

A	B	C	D	E	F	G	H
29	22.9893	3.25	3.375	3.25	16.5	6.6181	12.5
43.5	34.4946	4.875	5	4.875	24.75	10.6771	18.75
58	45.9928	6.5	6.375	6.5	33	13.2359	25.0019



M1-V1d

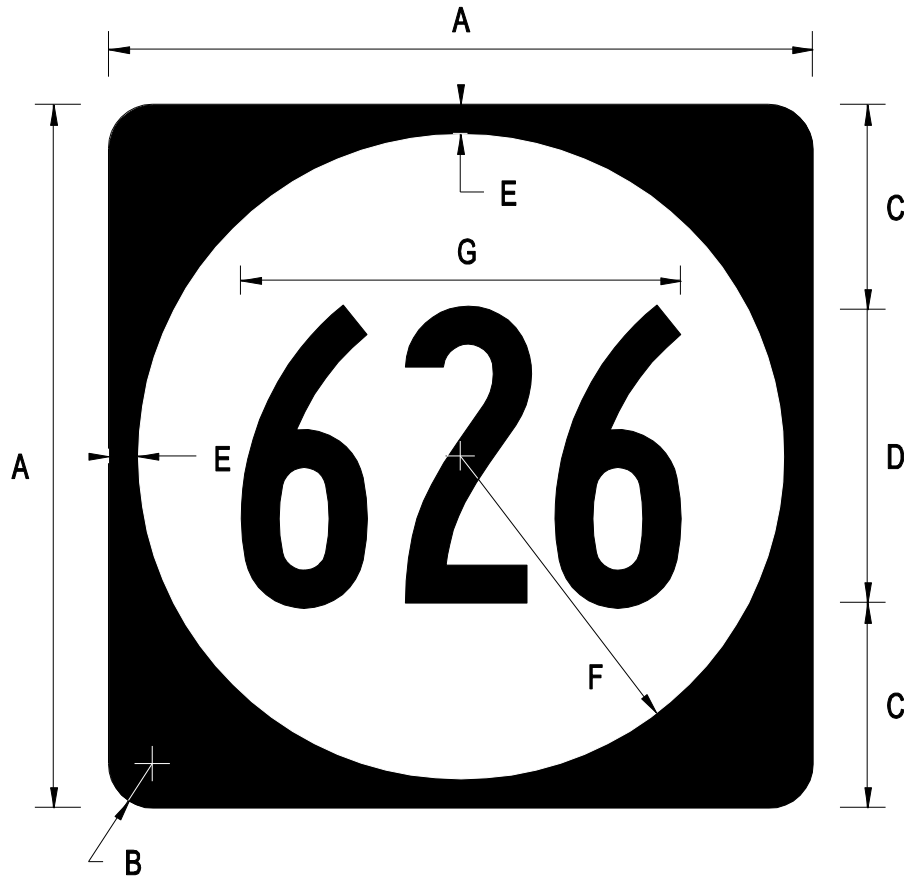
Virginia Primary Route Sign for Guide Sign Use (3 Digits)

A	B	C	D	E	F	G	H	J	K	L	M
30	24	3.75	4	12 C	8	17	7.1181	13	3.75	3.375	16.875
45	36	5.625	5.5	18 C	12.5	25.5	10.6771	19.5	5.625	5	25.375
60	48	7.5	7	24 C	17	34	14.2359	26.0019	7.5	6.375	34.125

N
Var.
Var.
Var.

() Denotes line length.

COLORS: LEGEND — BLACK
 BACKGROUND — WHITE (RETROREFLECTIVE)

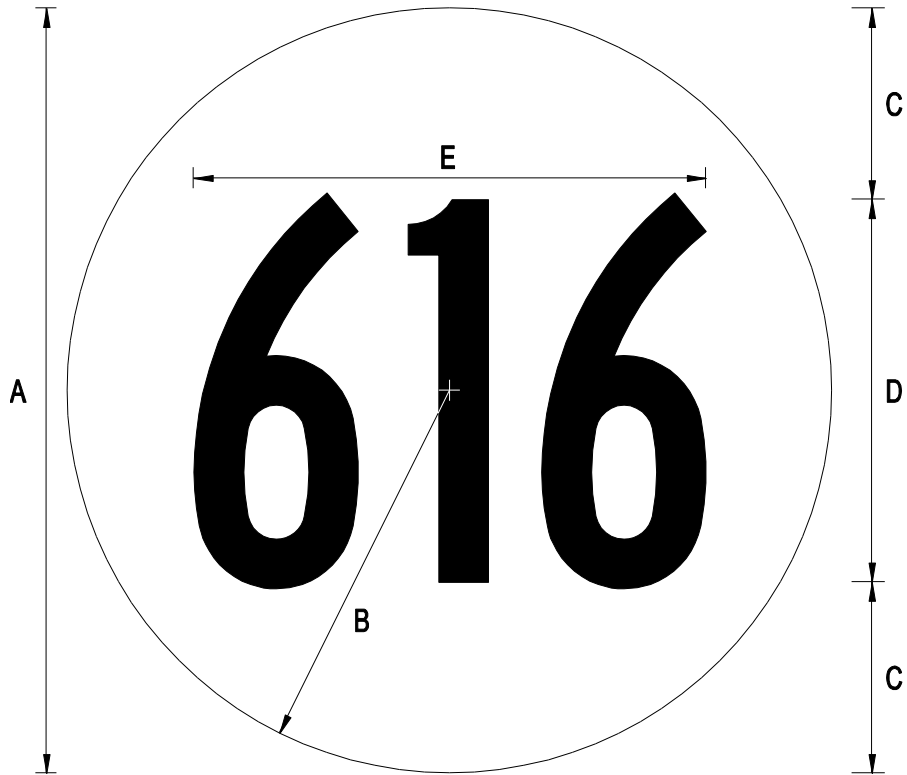


M1-V2a

Virginia Circular Secondary Route Sign for Independent Use (3 Digits)

A	B	C	D	E	F	G
24	1.5	7	10 B	1	11	Var.
36	2.25	10	16 B	1	17	Var.
48	3	14	20 B	1	23	Var.

COLORS: LEGEND — BLACK
 BACKGROUND — WHITE (RETROREFLECTIVE)
 AREA OUTSIDE OF SHIELD — BLACK

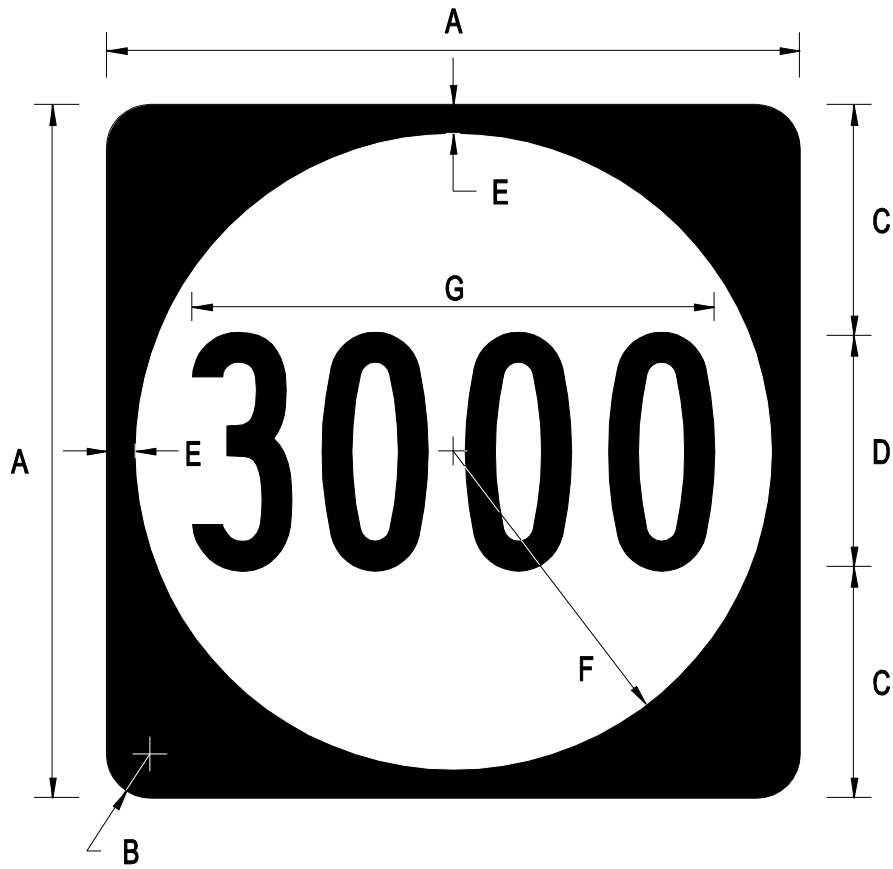


M1-V2b

Virginia Circular Secondary Route Sign for Guide Sign Use (3 Digits)

A	B	C	D	E
24	12	6	12 B	Var.
36	18	9	18 B	Var.
48	24	12	24 B	Var.

COLORS: LEGEND — BLACK
 BACKGROUND — WHITE (RETROREFLECTIVE)

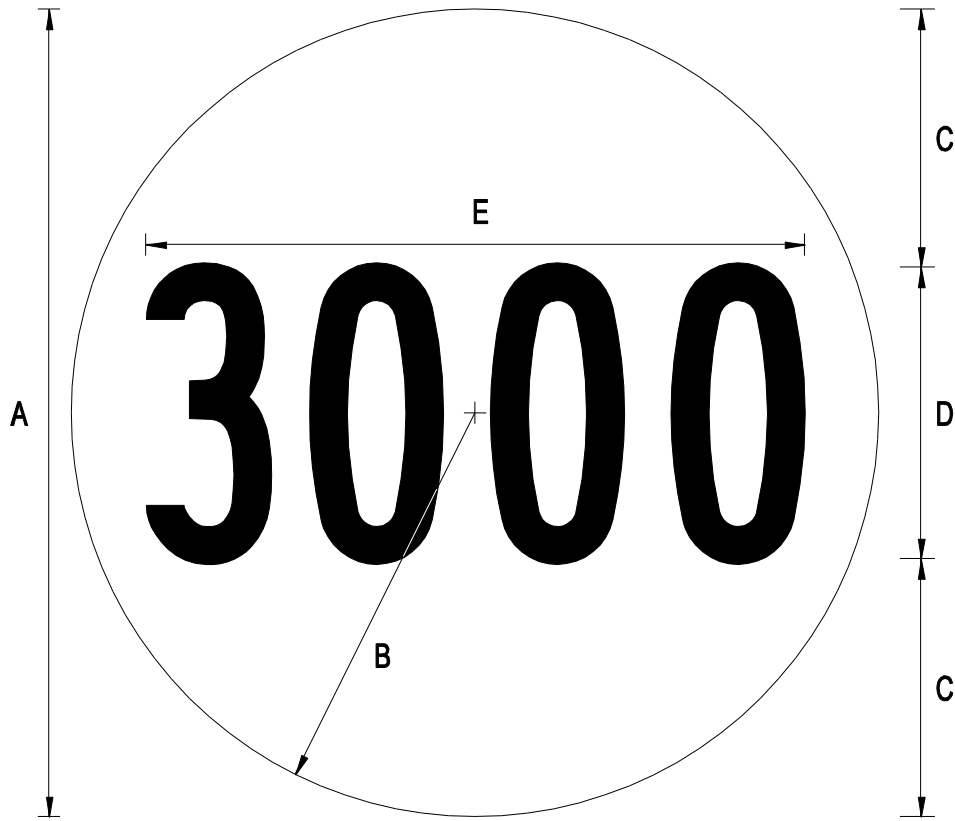


M1-V2c

Virginia Circular Secondary Route Sign for Independent Use (4 Digits)

A	B	C	D	E	F	G
24	1.5	8	8 B	1	11	Var.
36	2.25	11.5	13 B	1	17	Var.
48	3	16	16 B	1	23	Var.

COLORS: LEGEND — BLACK
 BACKGROUND — WHITE (RETROREFLECTIVE)
 AREA OUTSIDE OF SHIELD — BLACK

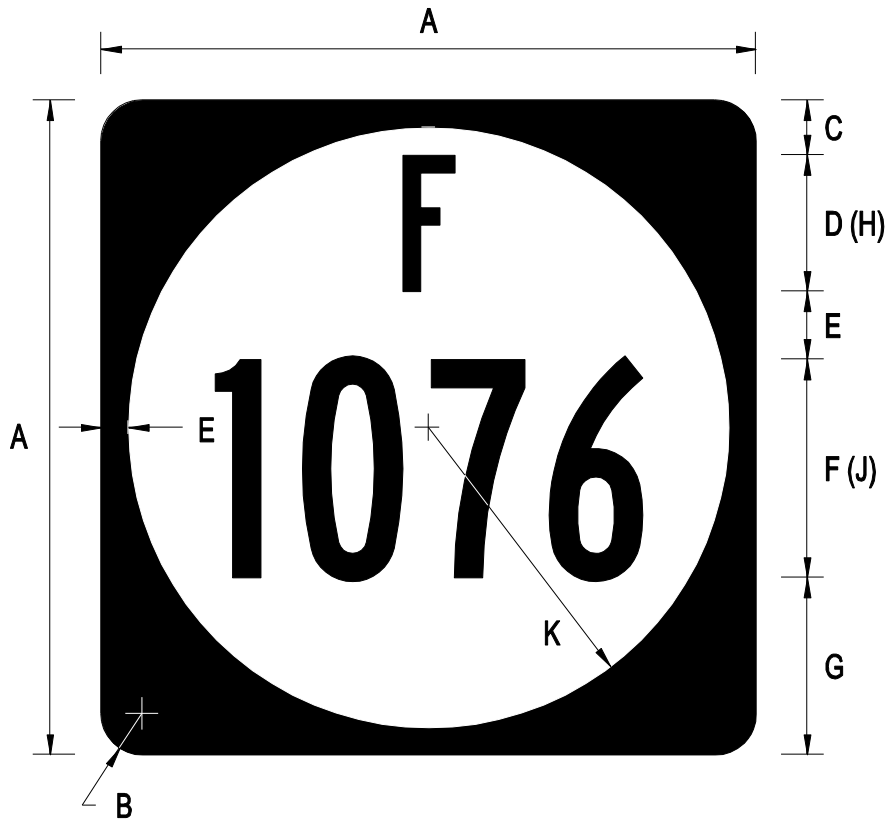


M1-V2d

Virginia Circular Secondary Route Sign for Guide Sign Use (4 Digits)

A	B	C	D	E
24	12	7.5	9 B	Var.
36	18	11.5	13 B	Var.
48	24	15	18 B	Var.

COLORS: LEGEND — BLACK
 BACKGROUND — WHITE (RETROREFLECTIVE)

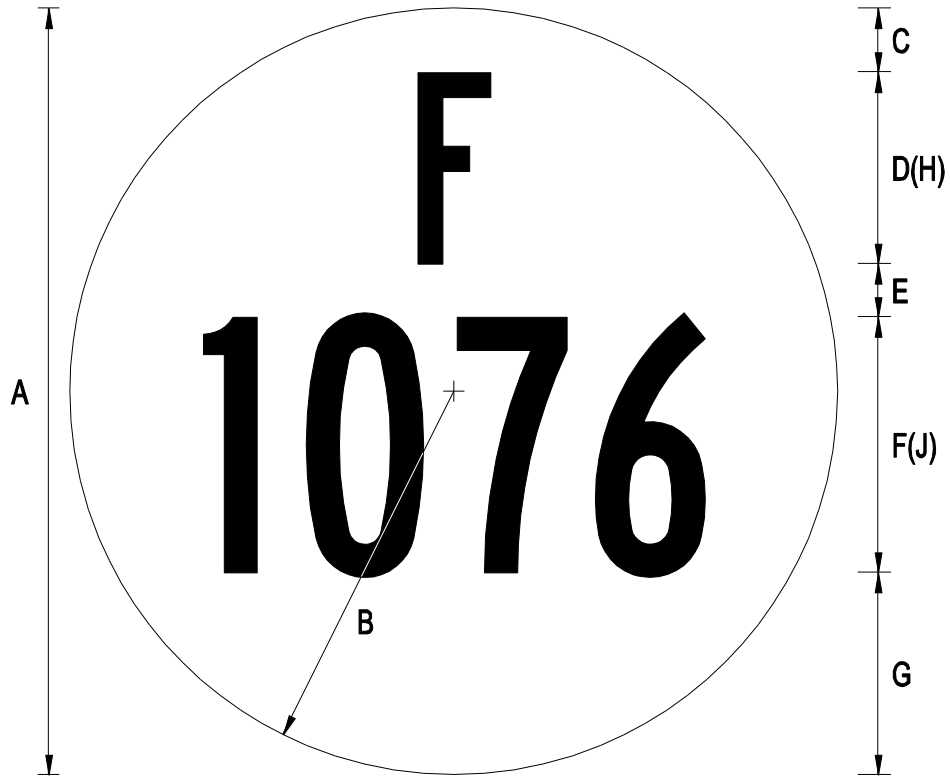


M1-V2e
Virginia Circular Secondary Route Sign for Independent Use (F & 4 Digits)

A	B	C	D	E	F	G	H	J	K	L
24	1.5	2	5 B	2.5	8 B	6.5	1.9	Var.	11	1
36	2.25	3	9 B	2.5	12 B	9.5	3.4	Var.	17	1
48	3	4	10 B	5	16 B	13	3.8	Var.	23	1

() Denotes line length.

COLORS: LEGEND — BLACK
 BACKGROUND — WHITE (RETROREFLECTIVE)
 AREA OUTSIDE OF SHIELD — BLACK



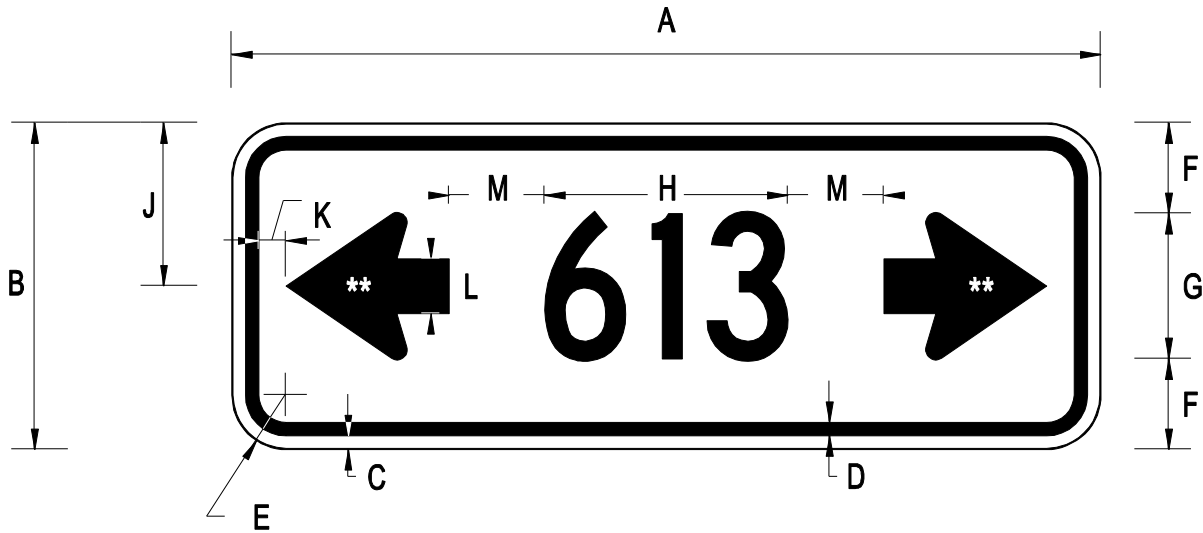
M1-V2f

Virginia Circular Secondary Route Sign for Guide Sign Use (F & 4 Digits)

A	B	C	D	E	F	G	H	J
24	12	2	6 B	1.75	8 B	6.25	2.3	Var.
36	18	3	9 B	2.5	12 B	9.5	3.4	Var.
48	24	4	12 B	3.5	16 B	12.5	4.6	Var.

() Denotes line length.

COLORS: LEGEND — BLACK
 BACKGROUND — WHITE (RETROREFLECTIVE)



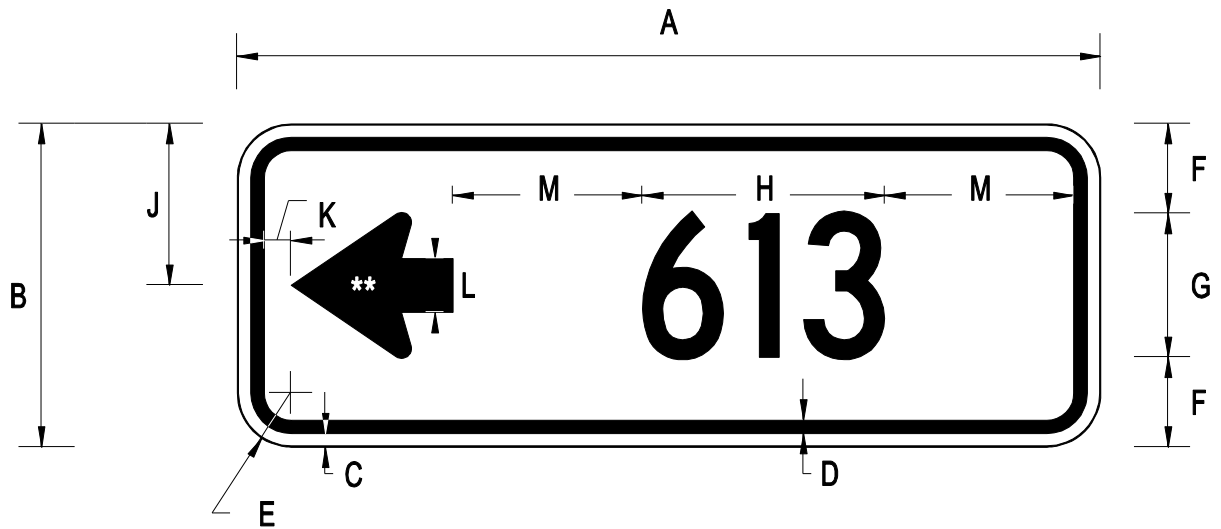
M1-V3aB

Virginia Rectangular Secondary Route Sign (3 Digits) - Two Arrows

A	B	C	D	E	F	G	H	J	K	L	M
24	9	0.375	0.375	1.5	2.5	4 C	Var.	4.5	0.75	1.5	1 Min.

** Refer to FHWA Standard Highway Signs book for standard arrow details.

COLORS: LEGEND — BLACK
 BACKGROUND — WHITE (RETROREFLECTIVE)



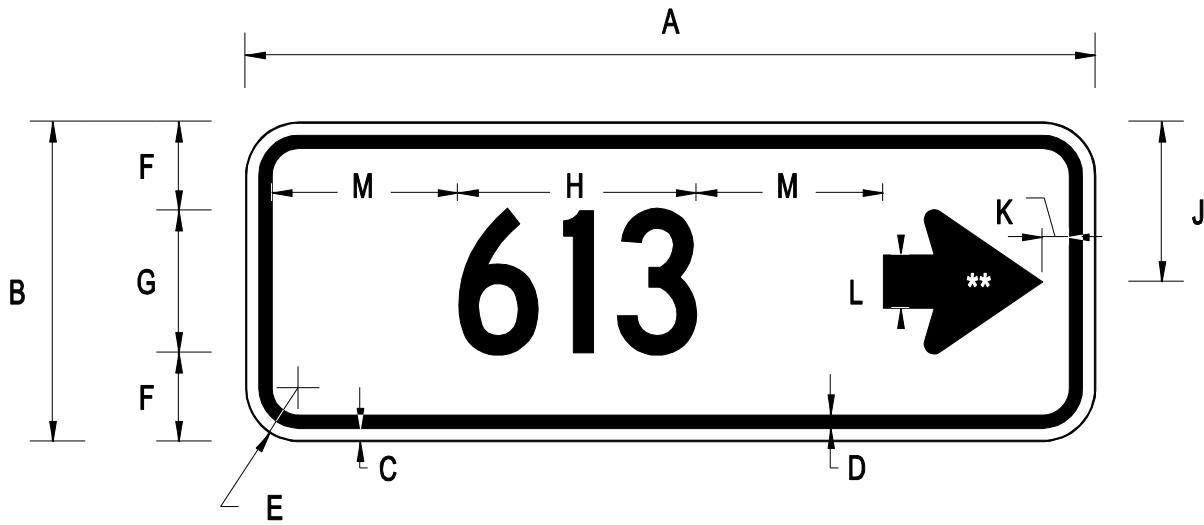
M1-V3aL

Virginia Rectangular Secondary Route Sign (3 Digits) - Left Arrow

A	B	C	D	E	F	G	H	J	K	L	M
24	9	0.375	0.375	1.5	2.5	4 C	Var.	4.5	0.75	1.5	1 Min.

** Refer to FHWA Standard Highway Signs book for standard arrow details.

COLORS: LEGEND — BLACK
 BACKGROUND — WHITE (RETROREFLECTIVE)



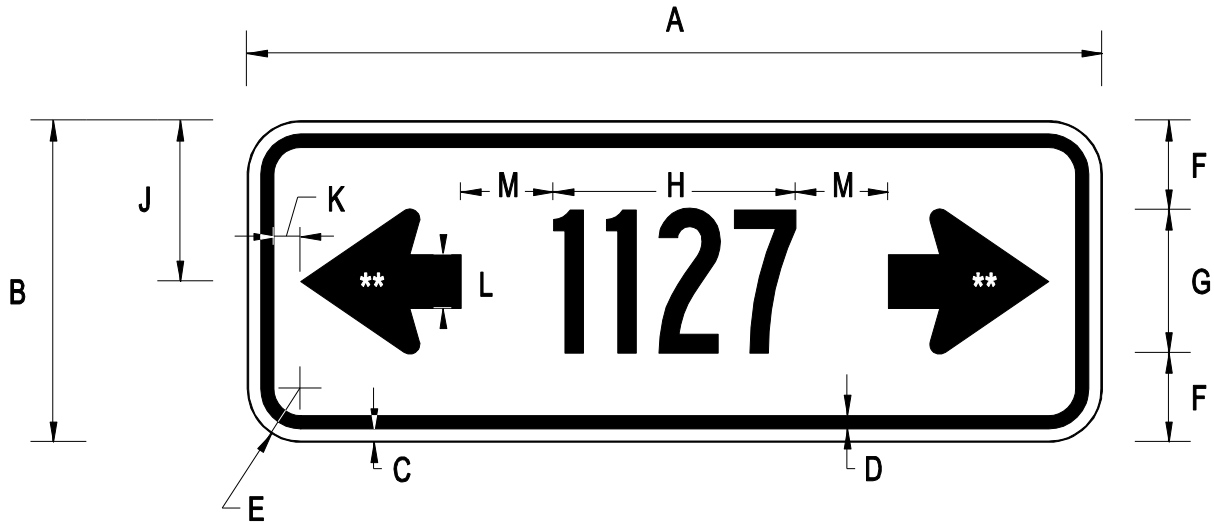
M1-V3aR

Virginia Rectangular Secondary Route Sign (3 Digits) - Right Arrow

A	B	C	D	E	F	G	H	J	K	L	M
24	9	0.375	0.375	1.5	2.5	4 C	Var.	4.5	0.75	1.5	1 Min.

** Refer to FHWA Standard Highway Signs book for standard arrow details.

COLORS: LEGEND — BLACK
 BACKGROUND — WHITE (RETROREFLECTIVE)



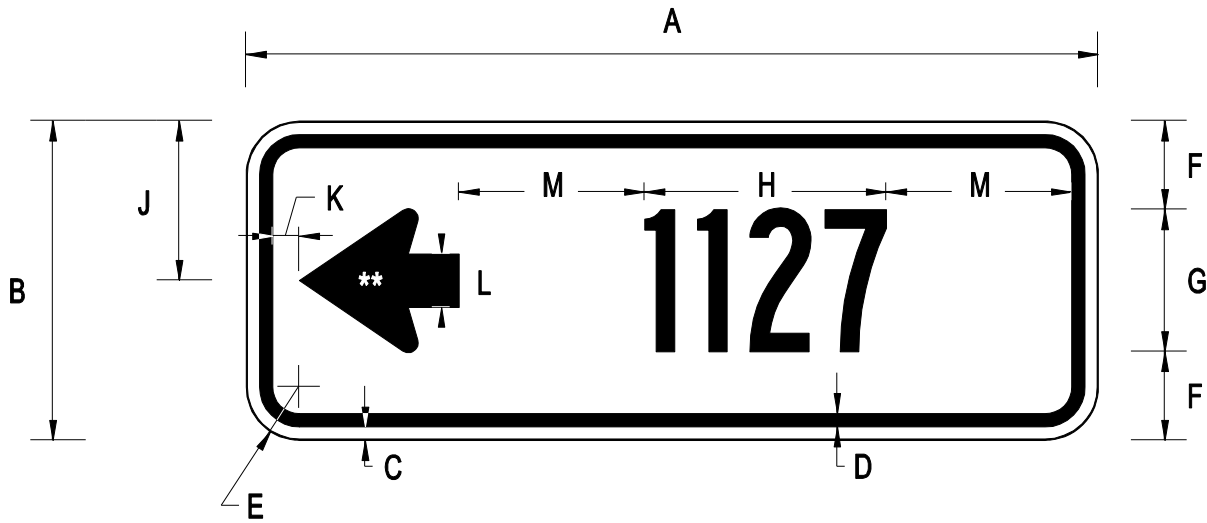
M1-V3bB

Virginia Rectangular Secondary Route Sign (4 Digits) - Two Arrows

A	B	C	D	E	F	G	H	J	K	L	M
24	9	0.375	0.375	1.5	2.5	4 B	Var.	4.5	0.75	1.5	1 Min.

** Refer to FHWA Standard Highway Signs book for standard arrow details.

COLORS: LEGEND — BLACK
 BACKGROUND — WHITE (RETROREFLECTIVE)



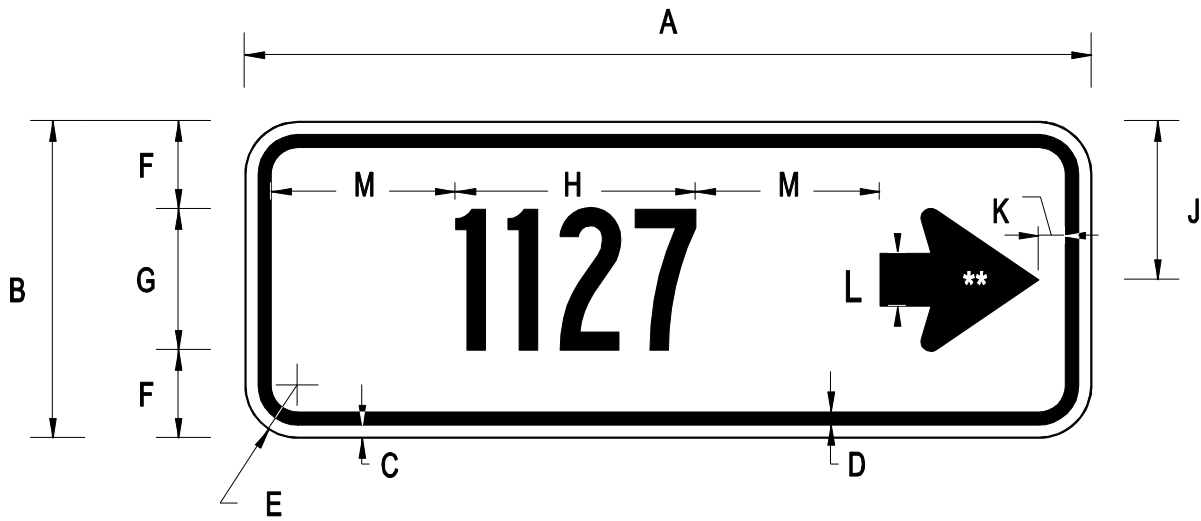
M1-V3bL

Virginia Rectangular Secondary Route Sign (4 Digits) - Left Arrow

A	B	C	D	E	F	G	H	J	K	L	M
24	9	0.375	0.375	1.5	2.5	4 B	Var.	4.5	0.75	1.5	1 Min.

** Refer to FHWA Standard Highway Signs book for standard arrow details.

COLORS: LEGEND — BLACK
 BACKGROUND — WHITE (RETROREFLECTIVE)



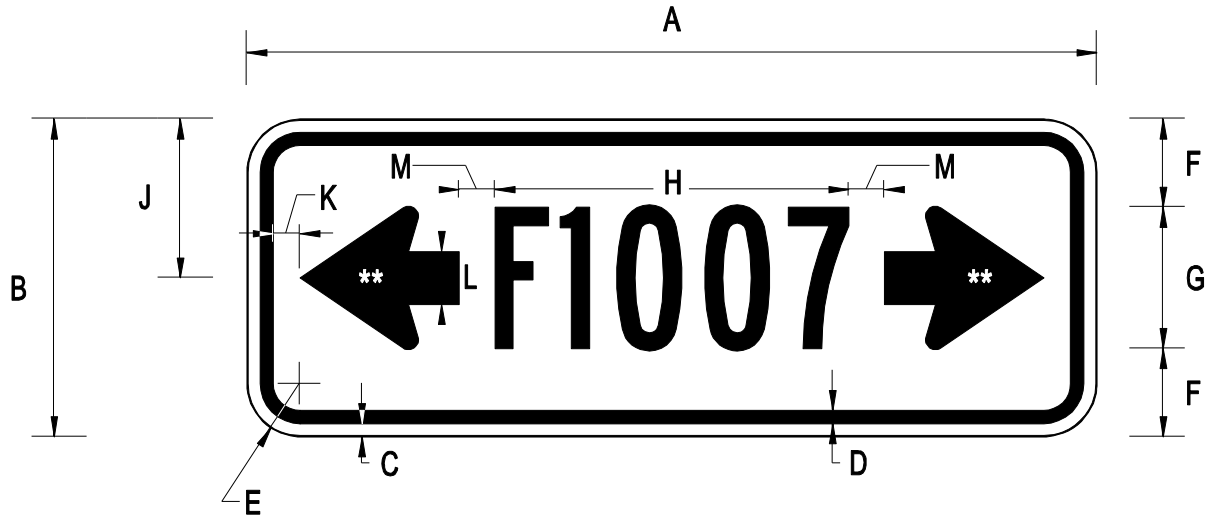
M1-V3bR

Virginia Rectangular Secondary Route Sign (4 Digits) - Right Arrow

A	B	C	D	E	F	G	H	J	K	L	M
24	9	0.375	0.375	1.5	2.5	4 B	Var.	4.5	0.75	1.5	1 Min.

** Refer to FHWA Standard Highway Signs book for standard arrow details.

COLORS: LEGEND — BLACK
 BACKGROUND — WHITE (RETROREFLECTIVE)



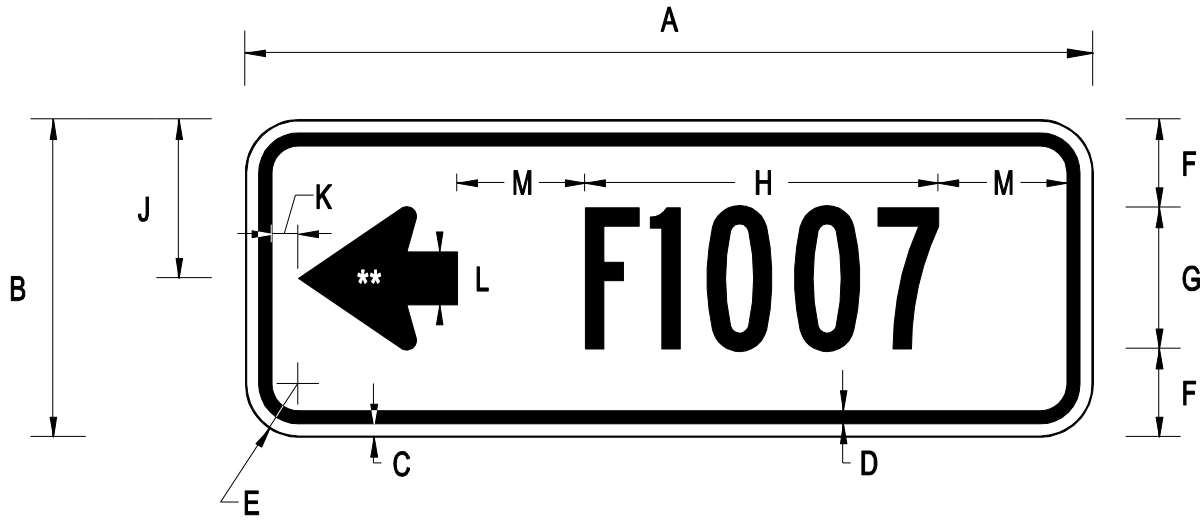
M1-V3cB

Virginia Rectangular Secondary Route Sign (5 Digits) - Two Arrows

A	B	C	D	E	F	G	H	J	K	L	M
24	9	0.375	0.375	1.5	2.5	4 B	Var.	4.5	0.75	1.5	1 Min.

** Refer to FHWA Standard Highway Signs book for standard arrow details.

COLORS: LEGEND — BLACK
 BACKGROUND — WHITE (RETROREFLECTIVE)



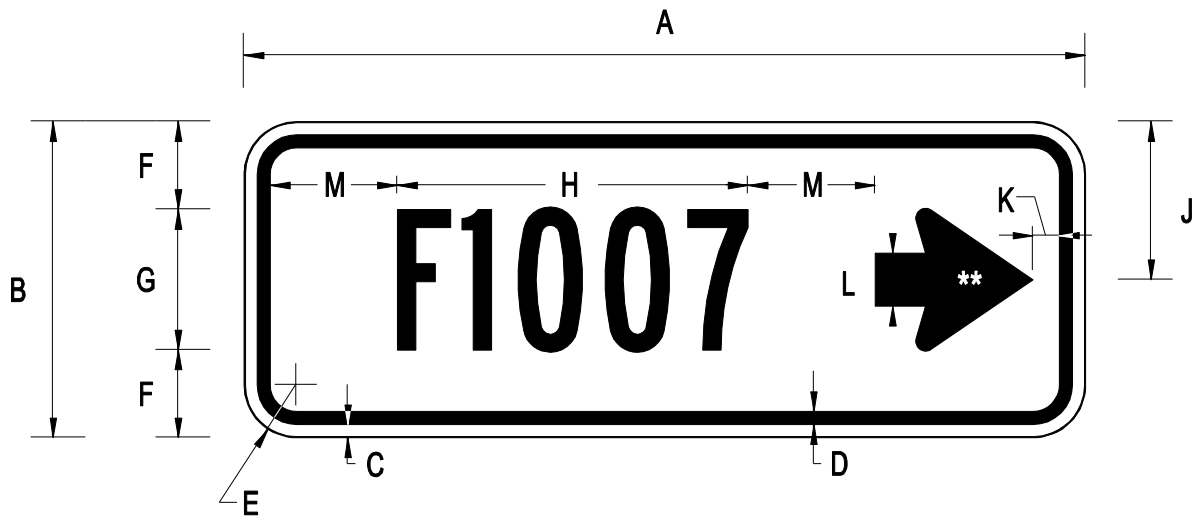
M1-V3cL

Virginia Rectangular Secondary Route Sign (5 Digits) - Left Arrow

A	B	C	D	E	F	G	H	J	K	L	M
24	9	0.375	0.375	1.5	2.5	4 B	Var.	4.5	0.75	1.5	1 Min.

** Refer to FHWA Standard Highway Signs book for standard arrow details.

COLORS: LEGEND — BLACK
 BACKGROUND — WHITE (RETROREFLECTIVE)



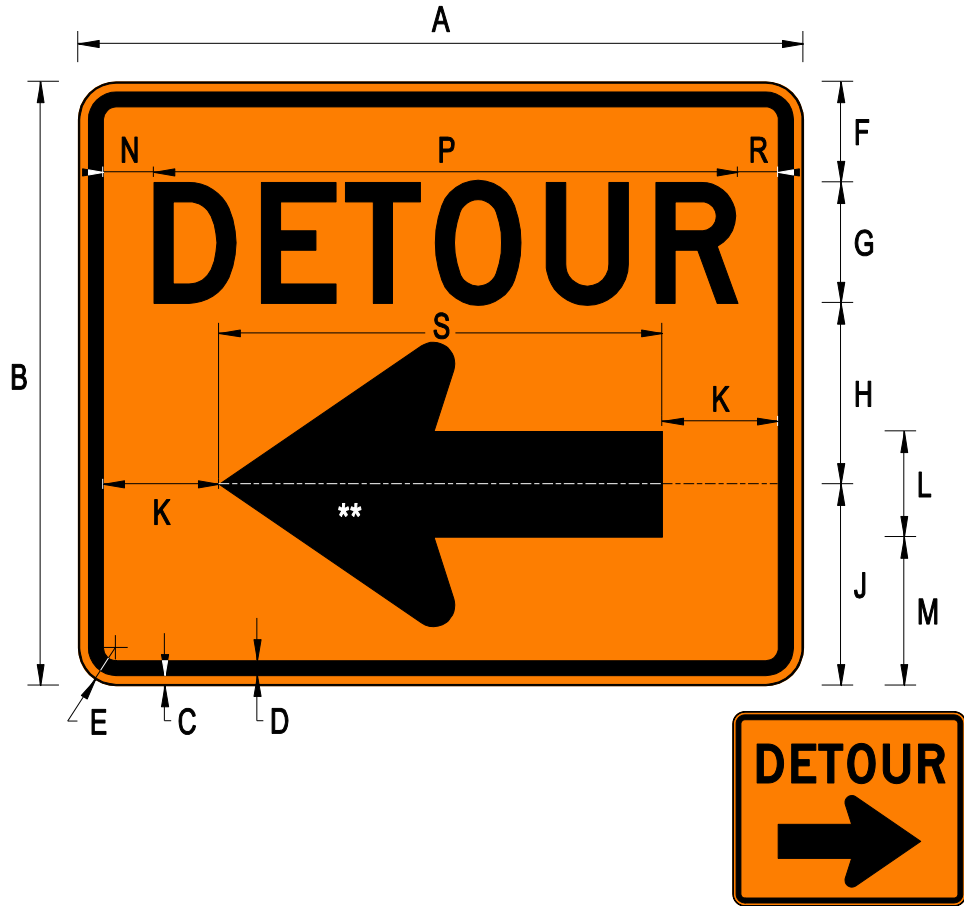
M1-V3cR

Virginia Rectangular Secondary Route Sign (5 Digits) - Right Arrow

A	B	C	D	E	F	G	H	J	K	L	M
24	9	0.375	0.375	1.5	2.5	4 B	Var.	4.5	0.75	1.5	1 Min.

** Refer to FHWA Standard Highway Signs book for standard arrow details.

COLORS: LEGEND — BLACK
 BACKGROUND — WHITE (RETROREFLECTIVE)



M4-9L (V)
DETOUR - Horizontal Arrow

M4-9R (V)

A	B	C	D	E	F	G	H	J	K	L	M
36	30	0.5	0.75	1.875	5	6 D	9	10	5.75	5.25	7.375

N	P	R	S
2.5	29	2	22

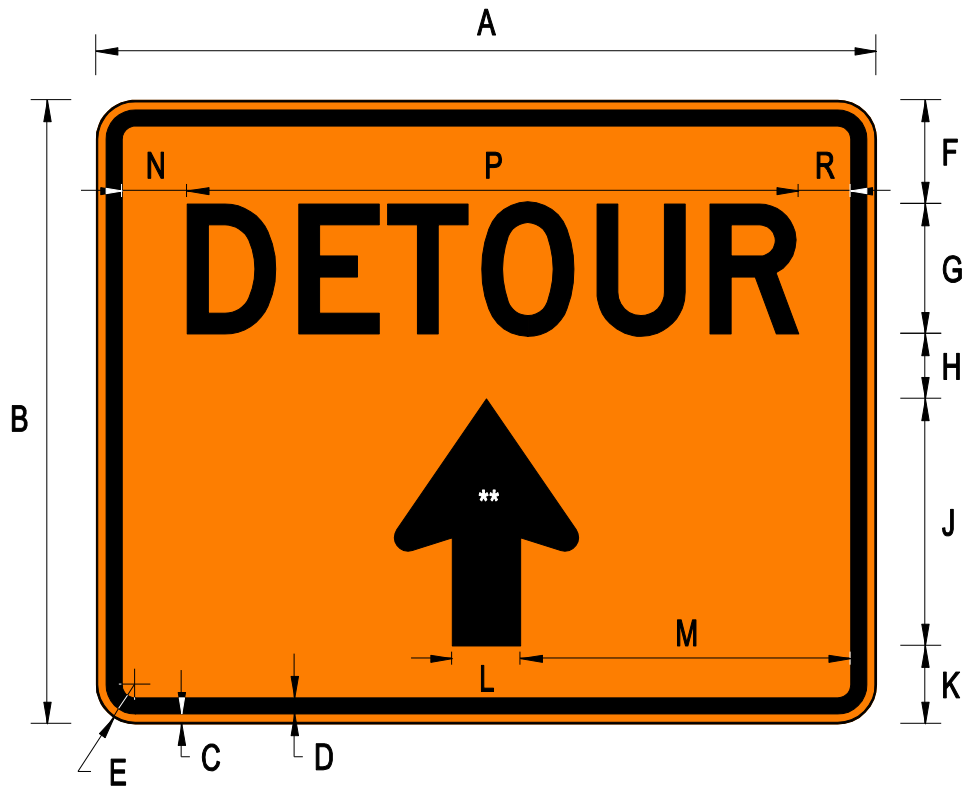
** Refer to FHWA Standard Highway Signs book for standard arrow details.

TTC SIGN COLORS:

LEGEND — BLACK
BACKGROUND — FLUORESCENT ORANGE (RETROREFLECTIVE)

INCIDENT MANAGEMENT SIGN COLORS:

LEGEND — BLACK
BACKGROUND — FLUORESCENT PINK (RETROREFLECTIVE)



M4-V1
DETOUR - Up Arrow

A	B	C	D	E	F	G	H	J	K	L	M
36	30	0.5	0.75	1.875	5	6 D	3.5	12	3.5	3.3125	15.09375
48	36	0.625	0.875	2.25	6	8 D	4	14	4	4	20.5
60	48	0.75	1.25	3	8	10 D	5	19	6	5.25	25.375

N	P	R
2.5	29	2
3	39.75	2.25
5	47	4

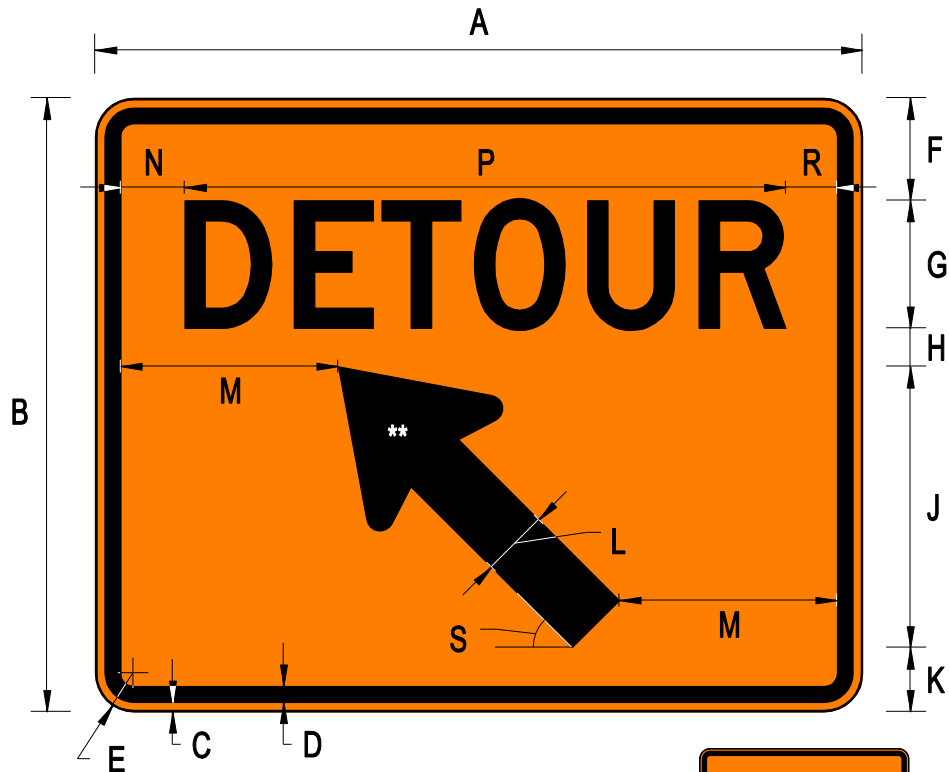
** Refer to FHWA Standard Highway Signs book for standard arrow details.

TTC SIGN COLORS:

LEGEND — BLACK
BACKGROUND — FLUORESCENT ORANGE (RETROREFLECTIVE)

INCIDENT MANAGEMENT SIGN COLORS:

LEGEND — BLACK
BACKGROUND — FLUORESCENT PINK (RETROREFLECTIVE)



M4-V2L
DETOUR - 45° Arrow

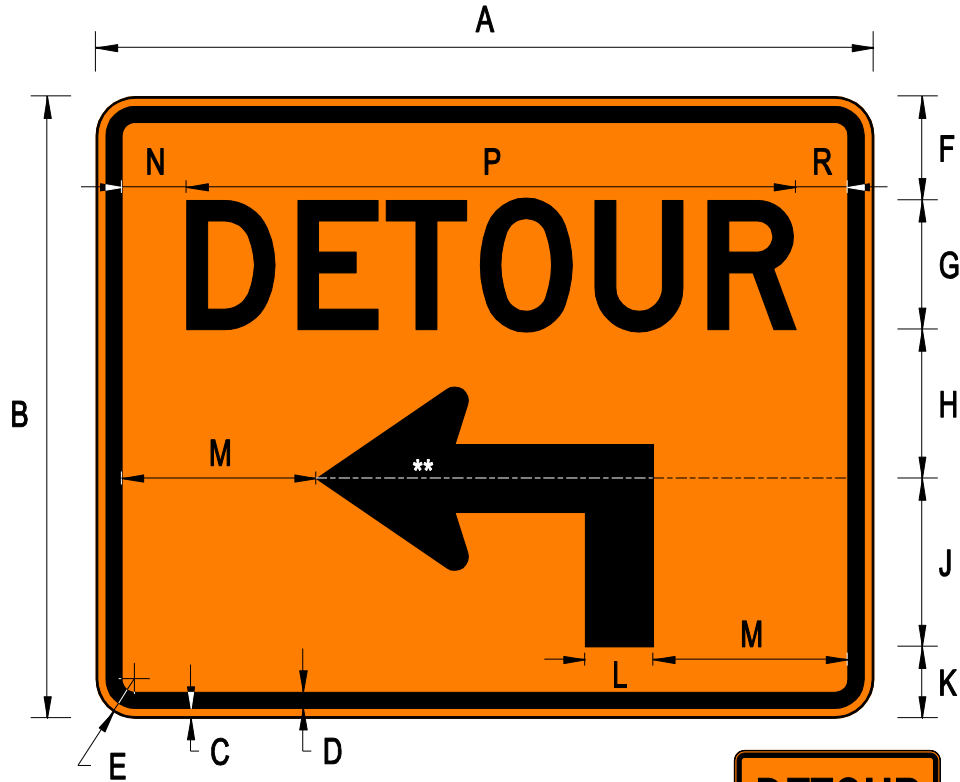
M4-V2R

A	B	C	D	E	F	G	H	J	K	L	M
36	30	0.5	0.75	1.875	5	6 D	2	14	3	3.3125	9.75
48	36	0.625	0.875	2.25	6	8 D	2.5	16	3.5	4	14.5
60	48	0.75	1.25	3	8	10 D	3	22	5	5.25	17

N	P	R	S
2.5	29	2	45°
3	39.75	2.25	45°
5	47	4	45°

** Refer to FHWA Standard Highway Signs book for standard arrow details.

TTC SIGN COLORS: LEGEND
 BACKGROUND — BLACK
 — FLUORESCENT ORANGE (RETROREFLECTIVE)



M4-V3L

M4-V3R

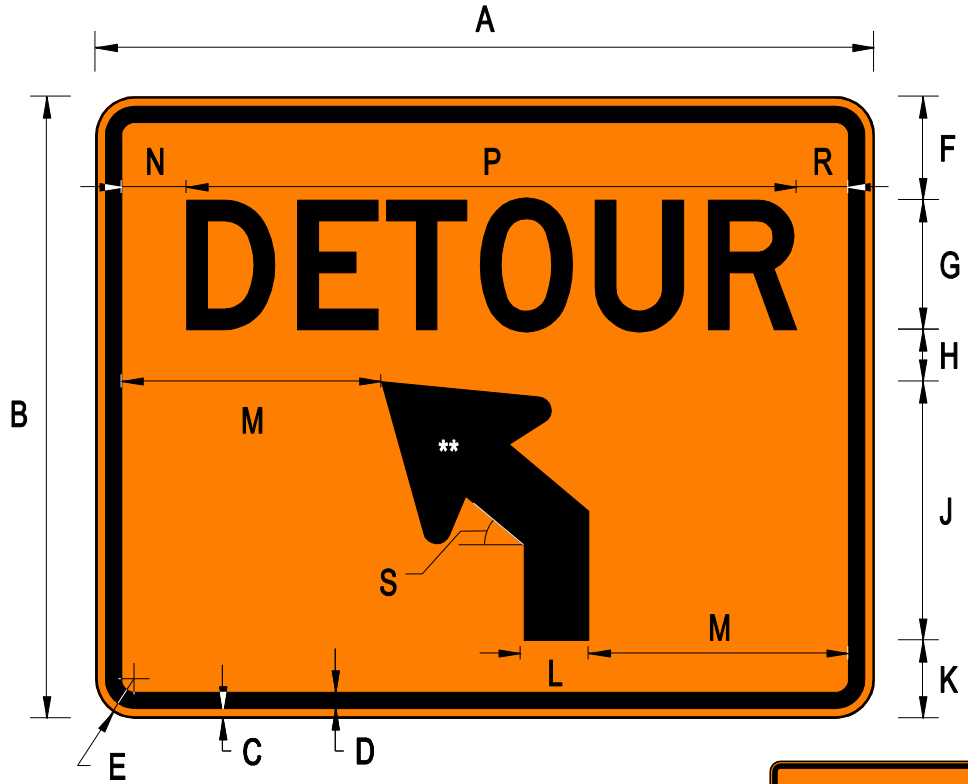
DETOUR - Advance Turn 90° Arrow

A	B	C	D	E	F	G	H	J	K	L	M
36	30	0.5	0.75	1.875	5	6 D	7	9	3	3.3125	8.75
48	36	0.625	0.875	2.25	6	8 D	8	10	4	4	12.5
60	48	0.75	1.25	3	8	10 D	11	14	5	5.25	15

N	P	R
2.5	29	2
3	39.75	2.25
5	47	4

** Refer to FHWA Standard Highway Signs book for standard arrow details.

TTC SIGN COLORS: LEGEND — BLACK
 BACKGROUND — FLUORESCENT ORANGE (RETROREFLECTIVE)



M4-V4L

M4-V4R

DETOUR - Advance Turn Diagonal Arrow

A	B	C	D	E	F	G	H	J	K	L	M
36	30	0.5	0.75	1.875	5	6 D	2.5	12.5	4	3	12
48	36	0.625	0.875	2.25	6	8 D	3	13	5	3.5	17
60	48	0.75	1.25	3	8	10 D	4	20	6	5.25	20

N	P	R	S
2.5	29	2	40°
3	39.75	2.25	40°
5	47	4	40°

** Refer to FHWA Standard Highway Signs book for standard arrow details.

TTC SIGN COLORS: LEGEND — BLACK
 BACKGROUND — FLUORESCENT ORANGE (RETROREFLECTIVE)



M4-V5a
Cardinal Direction / Route Shield (Plaque)

A	B	C	D	E	F	G	H	J	K	L
36	42	3	4	6 E	4	24	3	7 E	Var.	24
48	60	6	5	8 E	6	36	3	10 E	Var.	36
66	84	10	8	10 E	10	48	6	12 E	Var.	48

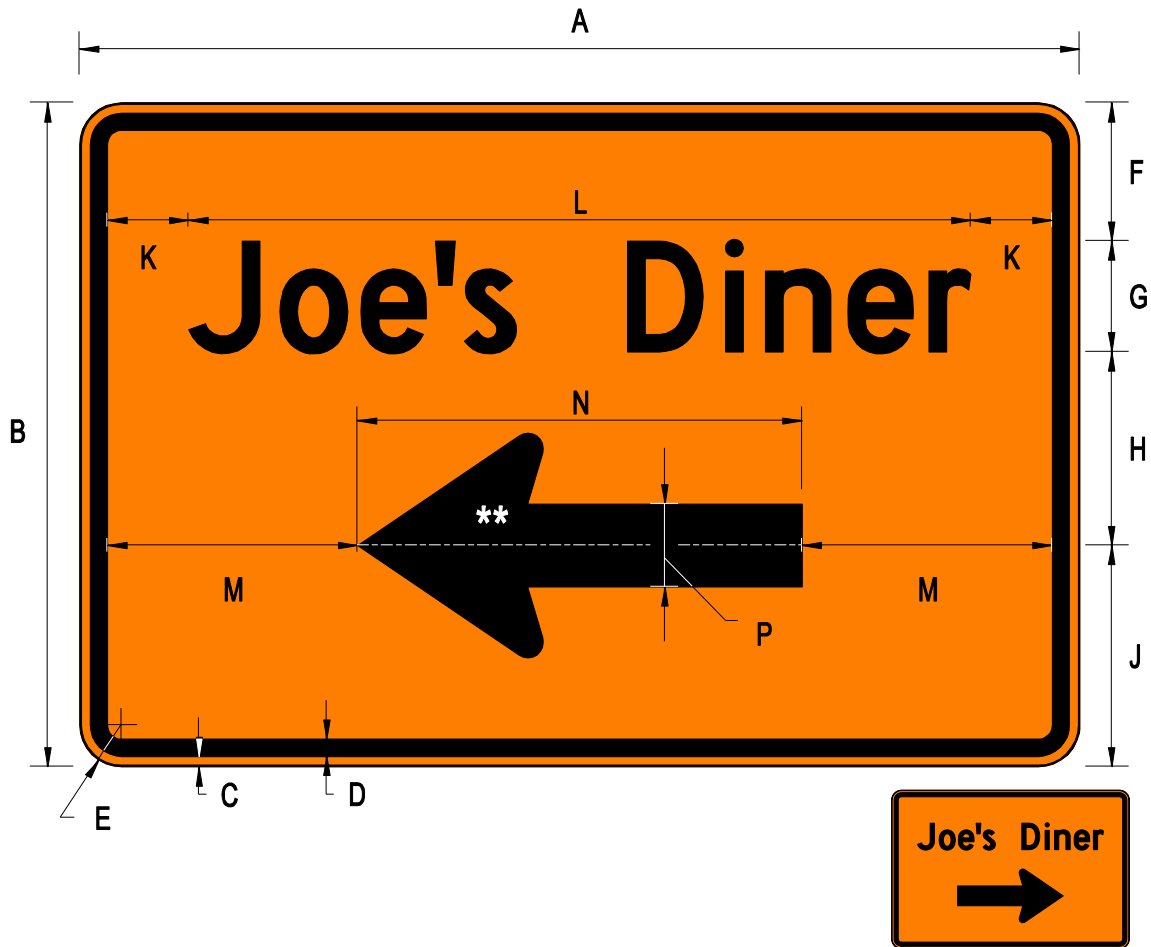
TTC SIGN COLORS: LEGEND — BLACK
 BACKGROUND — FLUORESCENT ORANGE (RETROREFLECTIVE)



M4-V5b
Cardinal Direction / Route Shield (Plaque)

A	B	C	D	E	F	G	H	J	K	L
36	42	3	4	6 E	4	24	3	7 E	Var.	30
48	60	6	5	8 E	6	36	3	10 E	Var.	45
66	84	10	8	10 E	10	48	6	12 E	Var.	60

TTC SIGN COLORS: LEGEND — BLACK
 BACKGROUND — FLUORESCENT ORANGE (RETROREFLECTIVE)



M4-V6aL

M4-V6aR

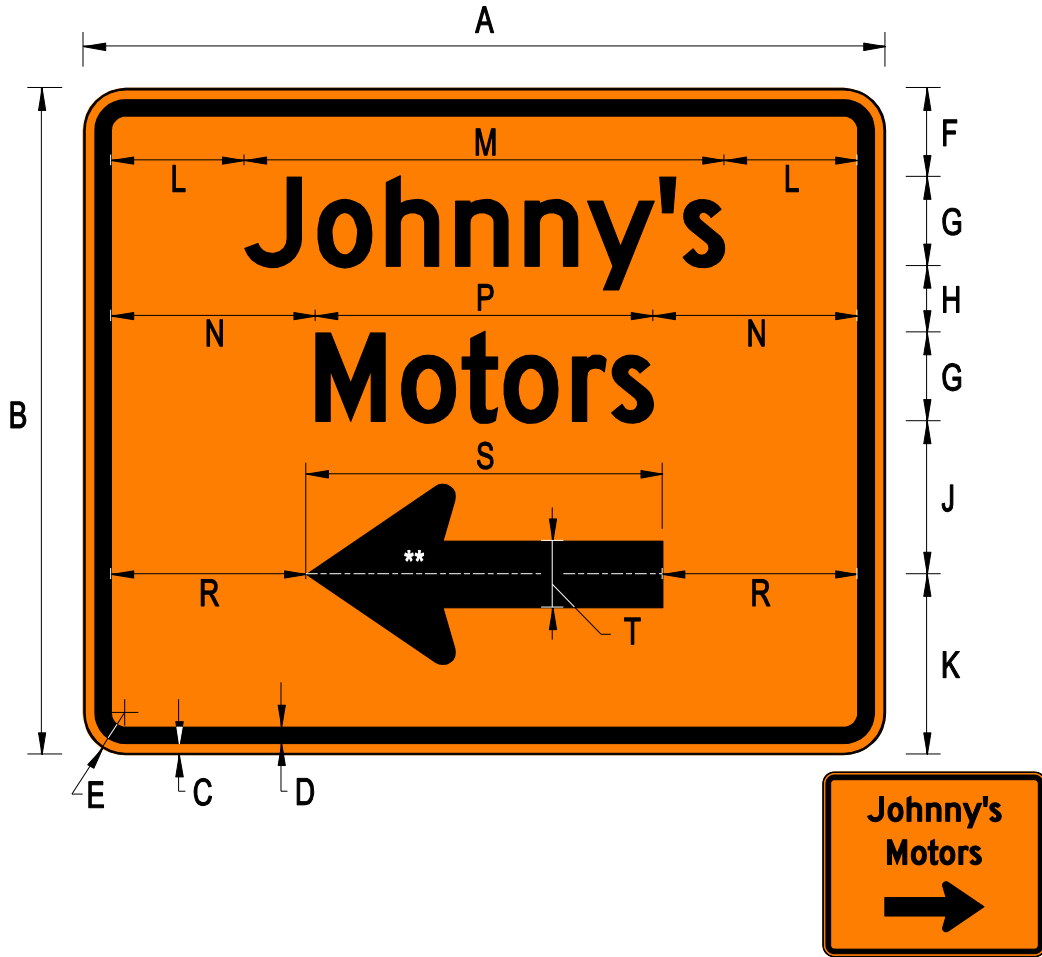
TTC Business Entrance (One Line)

A	B	C	D	E	F	G	H	J	K	L	M
Var.	24	0.375	0.625	1.5	5	4 D	7	8	4 Min.	Var.	4 Min.

N	P
16	3

** Refer to FHWA Standard Highway Signs book for standard arrow details.

TTC SIGN COLORS: LEGEND — BLACK
 BACKGROUND — FLUORESCENT ORANGE (RETROREFLECTIVE)



M4-V6bL

M4-V6bR

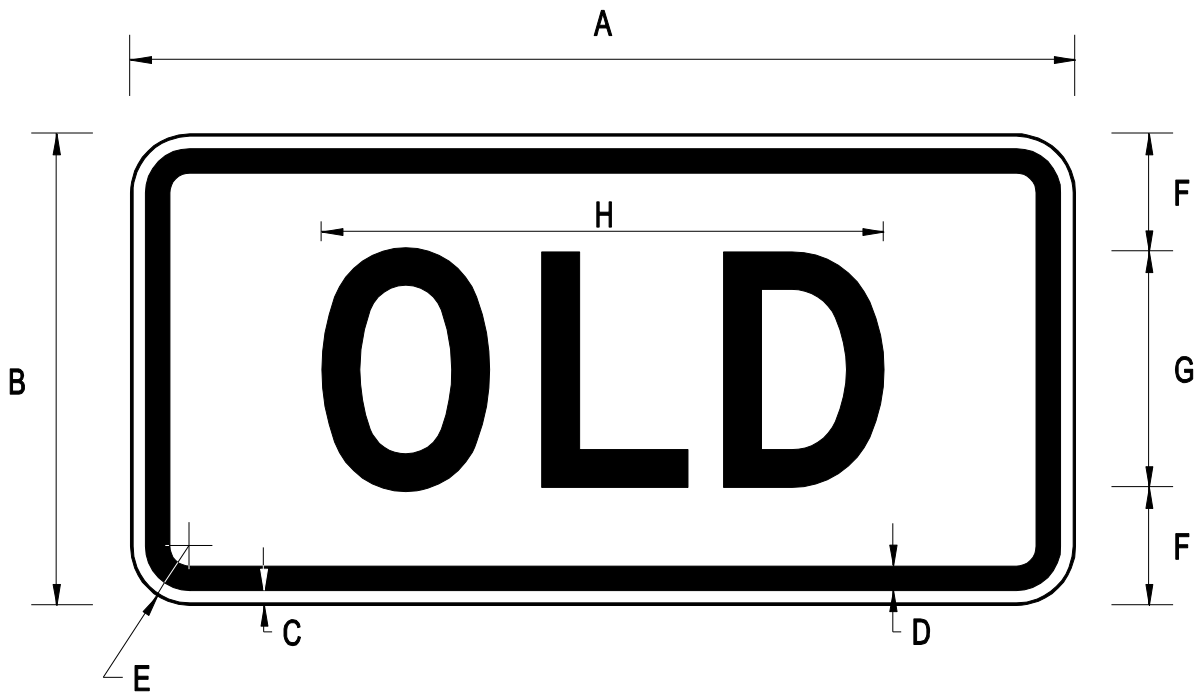
TTC Business Entrance (Two Lines)

A	B	C	D	E	F	G	H	J	K	L	M
Var.	30	0.5	0.75	1.875	4	4 D	3	6.875	8.125	4 Min.	Var.

N	P	R	S	T
4 Min.	Var.	4 Min.	16	3

** Refer to FHWA Standard Highway Signs book for standard arrow details.

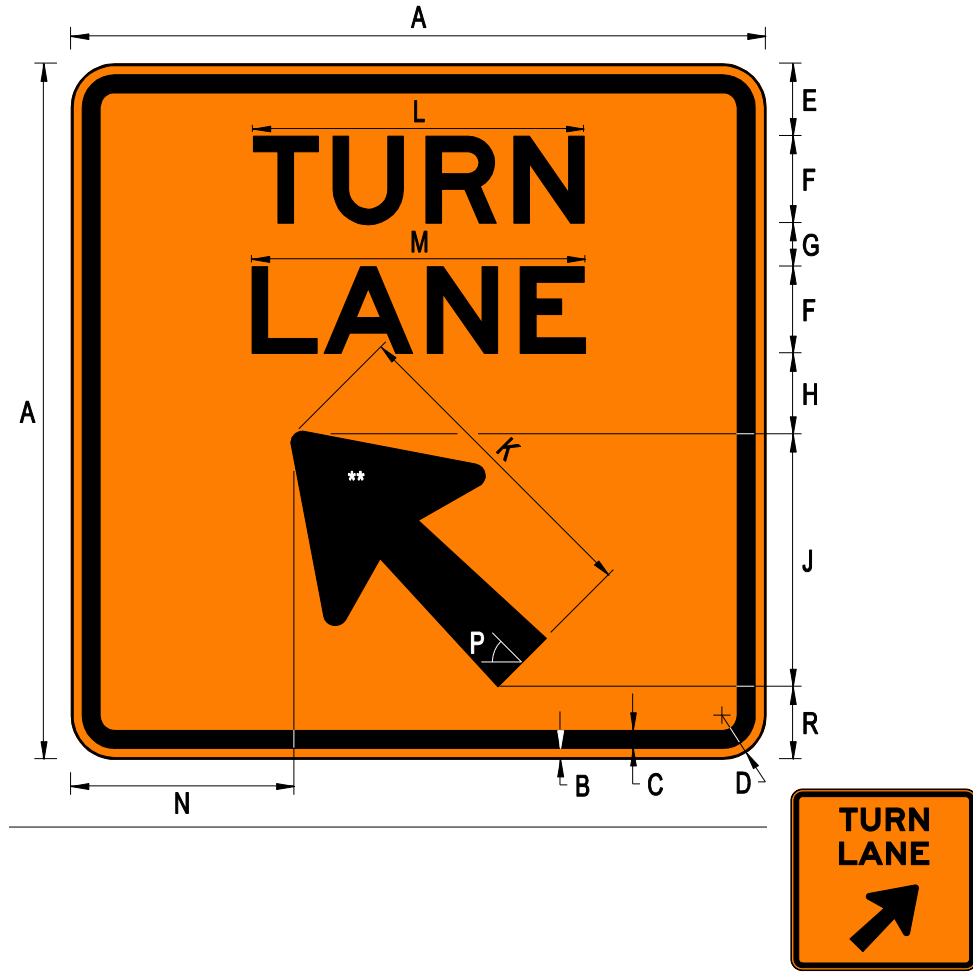
TTC SIGN COLORS: LEGEND
 BACKGROUND — BLACK
 — FLUORESCENT ORANGE (RETROREFLECTIVE)



M4-V7
OLD

A	B	C	D	E	F	G	H
18	6	0.375	0.375	1.5	1.5	3 E	8.4
24	12	0.375	0.625	1.5	3	6 D	14.3

COLORS: LEGEND — BLACK
 BACKGROUND — WHITE (RETROREFLECTIVE)



M4-V8L
TURN LANE

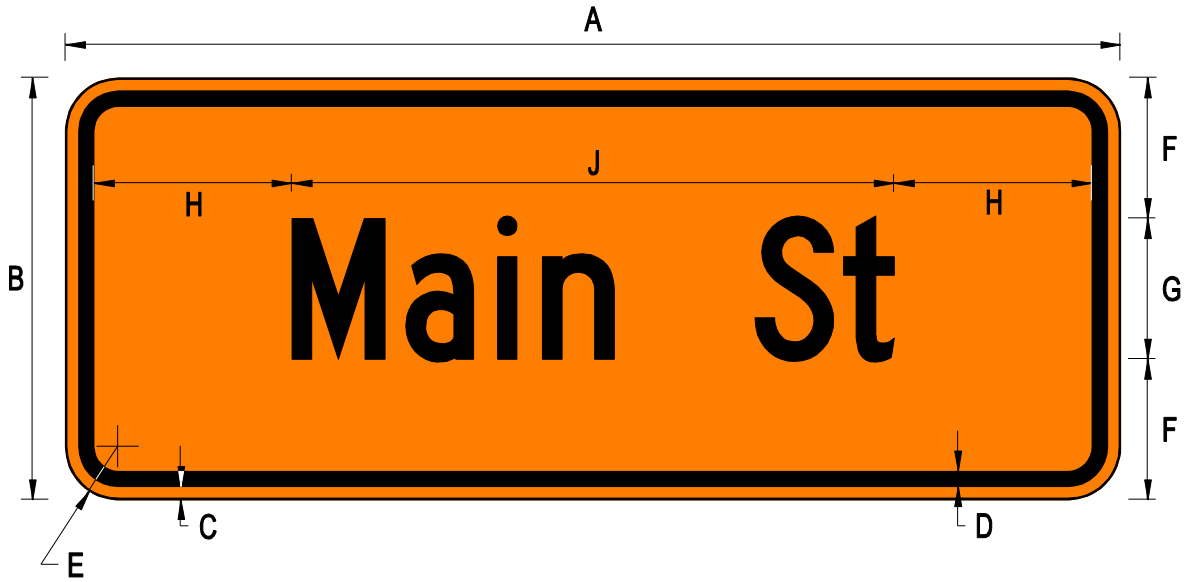
M4-V8R

A	B	C	D	E	F	G	H	J	K	L	M
48	0.75	1.25	3	5	6 E	3	5.6	17.4	22.25	22.9	23

N	P	R
15.4	45°	5

** Refer to FHWA Standard Highway Signs book for standard arrow details.

TTC SIGN COLORS: LEGEND — BLACK
 BACKGROUND — FLUORESCENT ORANGE (RETROREFLECTIVE)



M4-VP1a
Street Name (Plaque) (One Line)

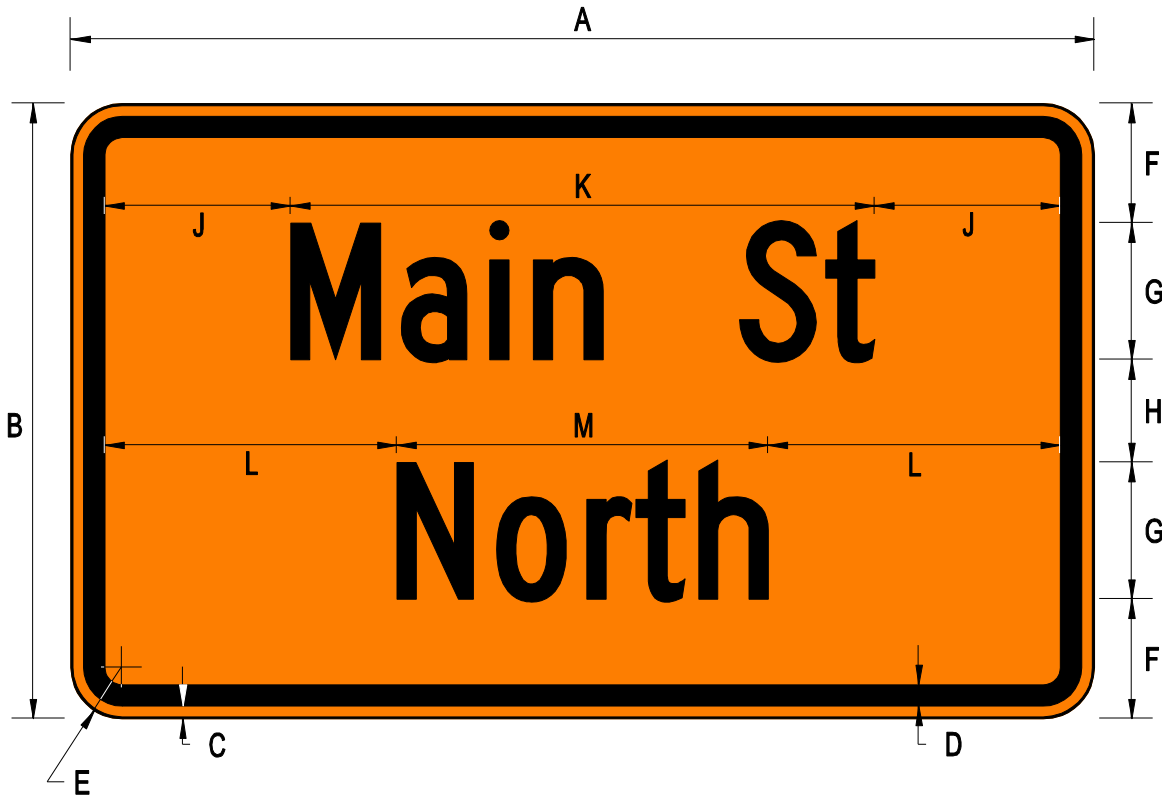
A	B	C	D	E	F	G	H	J
Var.	12	0.375	0.625	1.5	4	4 C	4 Min.	Var.
Var.	15	0.375	0.625	1.5	4.5	6 C	6 Min.	Var.
Var.	18	0.375	0.625	1.5	5	8 C	8 Min.	Var.

TTC SIGN COLORS:

LEGEND — BLACK
BACKGROUND — FLUORESCENT ORANGE (RETROREFLECTIVE)

INCIDENT MANAGEMENT SIGN COLORS:

LEGEND — BLACK
BACKGROUND — FLUORESCENT PINK (RETROREFLECTIVE)



M4-VP1b
Street Name (Plaque) (Two Lines)

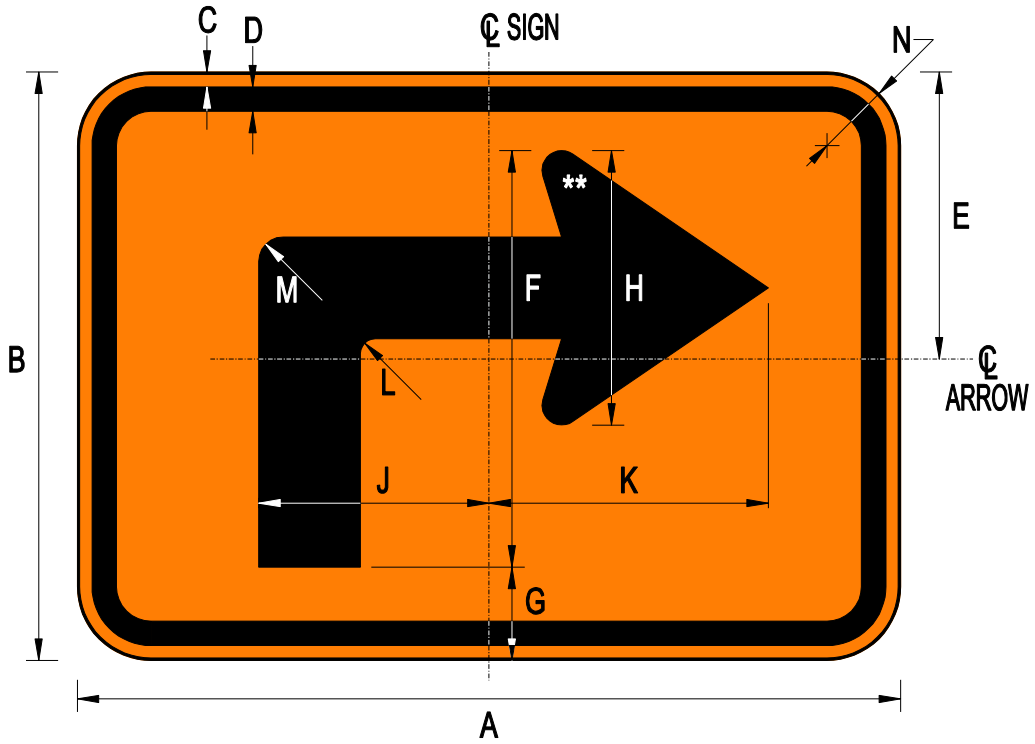
A	B	C	D	E	F	G	H	J	K	L	M
Var.	18	0.375	0.625	1.5	3.5	4 C	3	4 Min.	Var.	4 Min.	Var.
Var.	24	0.375	0.625	1.5	4	6 C	4	6 Min.	Var.	6 Min.	Var.
Var.	30	0.5	1	3	4.5	8 C	5	8 Min.	Var.	8 Min.	Var.

TTC SIGN COLORS:

LEGEND — BLACK
BACKGROUND — FLUORESCENT ORANGE (RETROREFLECTIVE)

INCIDENT MANAGEMENT SIGN COLORS:

LEGEND — BLACK
BACKGROUND — FLUORESCENT PINK (RETROREFLECTIVE)

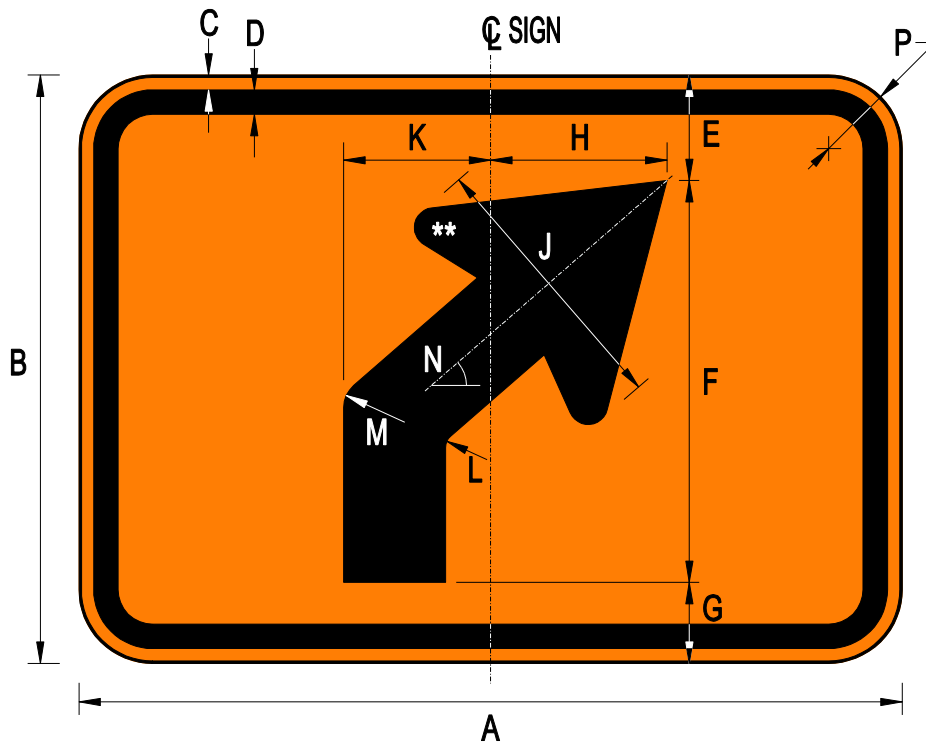


M5-1 (V)
Advance Turn Arrow Auxiliary

A	B	C	D	E	F	G	H	J	K	L	M	N	P
21	15	0.375	0.625	7.313	10.625	2.375	7	5.875	7.125	0.375	0.625	1.5	0.5
30	21	0.375	0.625	10.188	14.875	3.375	10	10.125	8.375	0.5	0.875	1.5	0.5

** Refer to FHWA Standard Highway Signs book for arrow design.

COLORS: LEGEND, BORDER — BLACK
BACKGROUND — FLUORESCENT ORANGE (RETROREFLECTIVE)

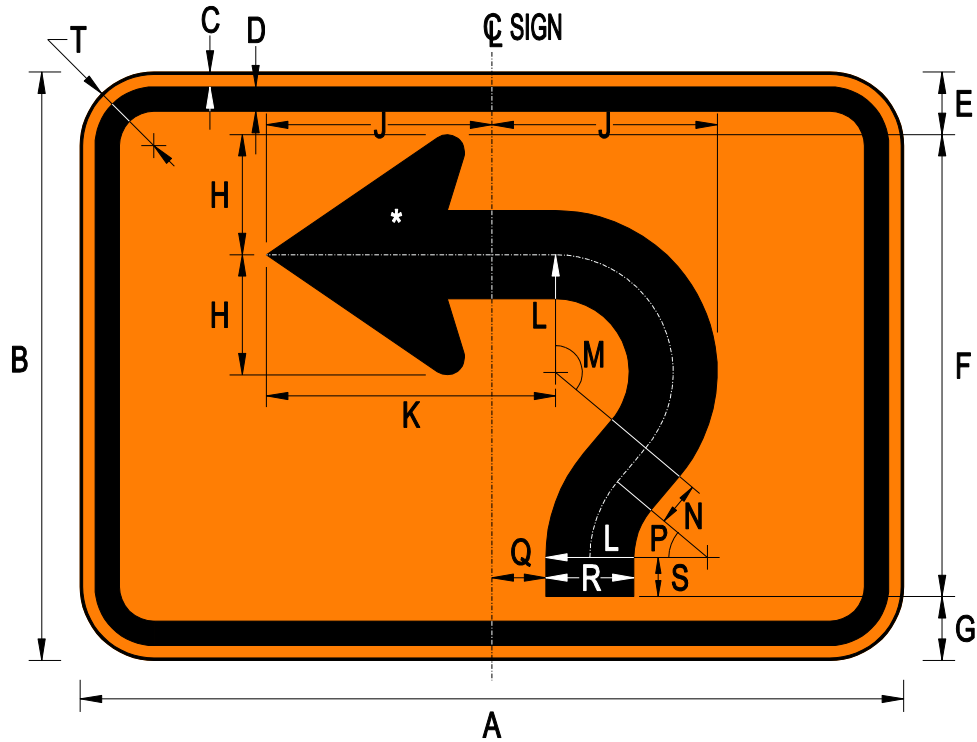


M5-2 (V)
Advance Turn Arrow Auxiliary

A	B	C	D	E	F	G	H	J	K	L	M	N	P	Q
21	15	0.375	0.625	2.625	10.25	2.125	4.5	7	3.75	0.375	0.75	41°	1.5	0.5
30	21	0.375	0.625	3.625	14.375	3	6.375	10	5.375	0.5	1	41°	1.5	0.5

** Refer to FHWA Standard Highway Signs book for arrow design.

COLORS: LEGEND, BORDER — BLACK
BACKGROUND — FLUORESCENT ORANGE (RETROREFLECTIVE)



M5-3 (V)

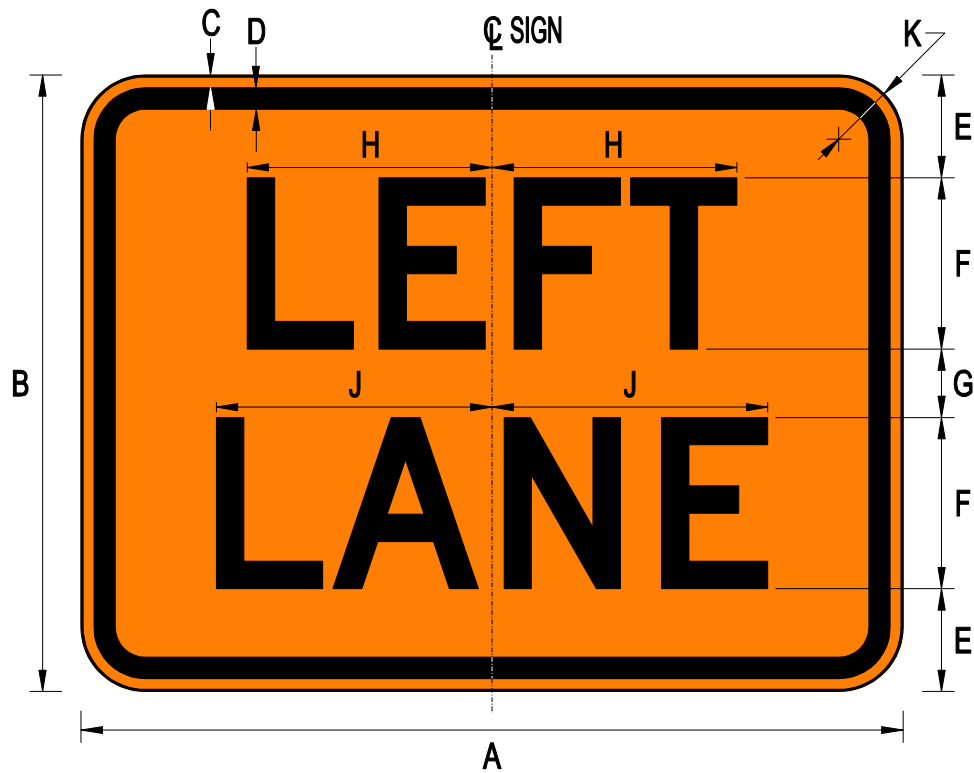
Advance Turn Arrow Auxiliary – Circular Intersection

A	B	C	D	E	F	G	H	J	K	L	M
21	15	0.375	0.625	1.563	11.813	1.625	3.063	5.75	7.375	3	130°
30	21	0.375	0.625	2.25	16.5	2.25	4.25	8	10.313	4.125	130°

N	P	Q	R	S	T
1.125	40°	1.375	2.25	1	1.5
1.726	40°	1.835	3.125	1.5	1.5

** Refer to FHWA Standard Highway Signs book for arrow design.

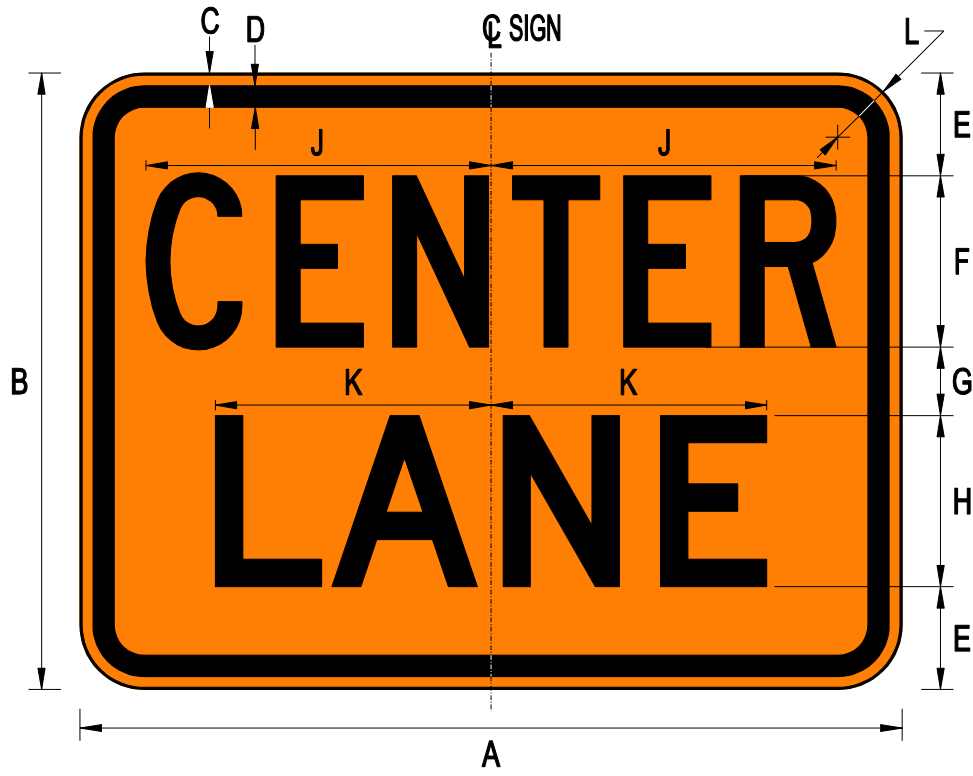
COLORS: LEGEND, BORDER — BLACK
 BACKGROUND — FLUORESCENT ORANGE (RETROREFLECTIVE)



M5-4 (V)
LEFT LANE

A	B	C	D	E	F	G	H	J	K
24	18	0.375	0.625	3	5 D	2	7.153	8.055	1.5
36	24	0.375	0.625	3.5	7 D	3	10.014	11.276	1.5

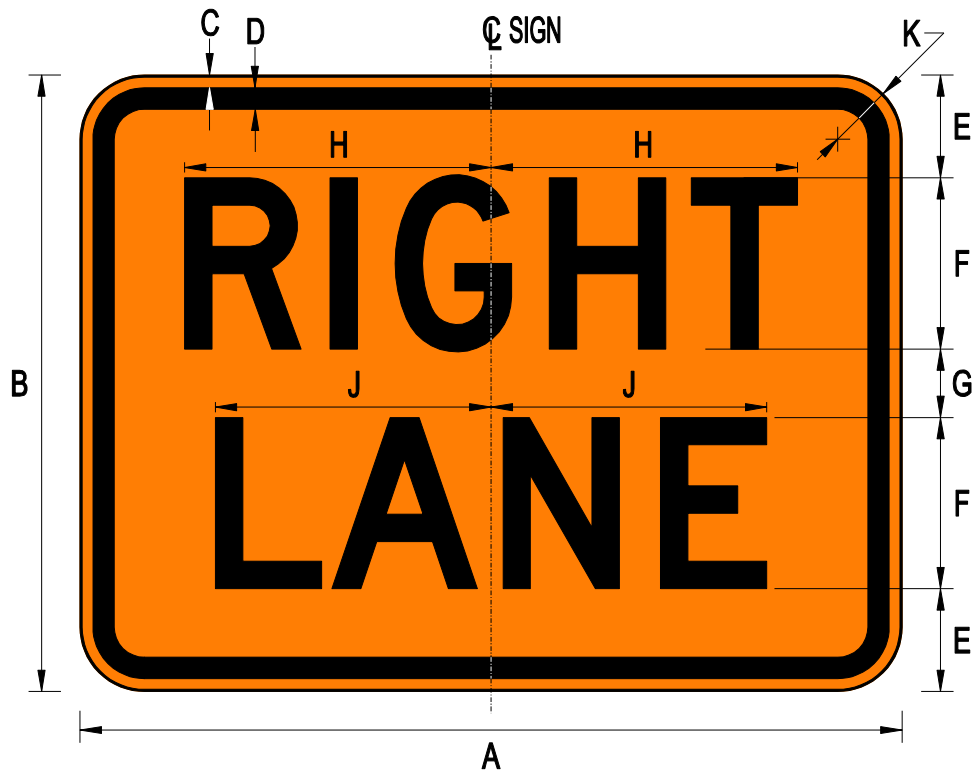
COLORS: LEGEND, BORDER — BLACK
 BACKGROUND — FLUORESCENT ORANGE (RETROREFLECTIVE)



M5-5 (V)
CENTER LANE

A	B	C	D	E	F	G	H	J	K	L
24	18	0.375	0.625	3	5 C	2	5 D	10.079	8.055	1.5
36	24	0.375	0.625	3.5	7 C	3	7 D	14.111	11.276	1.5

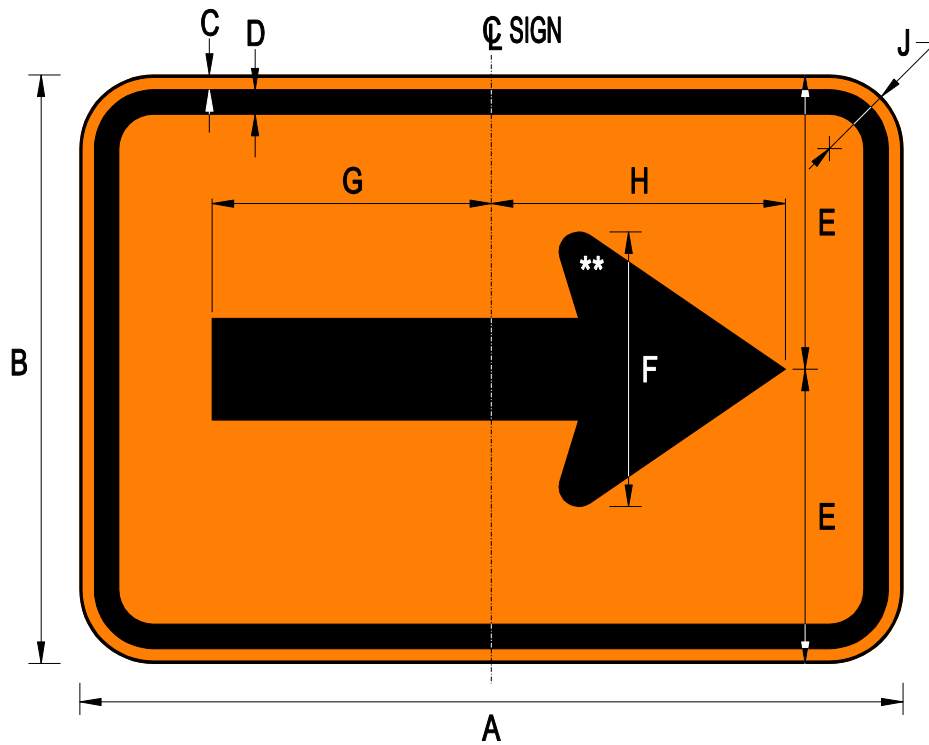
COLORS: LEGEND, BORDER — BLACK
 BACKGROUND — FLUORESCENT ORANGE (RETROREFLECTIVE)



M5-6 (V)
RIGHT LANE

A	B	C	D	E	F	G	H	J	K
24	18	0.375	0.625	3	5 D	2	8.956	8.055	1.5
36	24	0.375	0.625	3.5	7 D	3	12.539	11.276	1.5

COLORS: LEGEND, BORDER — BLACK
 BACKGROUND — FLUORESCENT ORANGE (RETROREFLECTIVE)

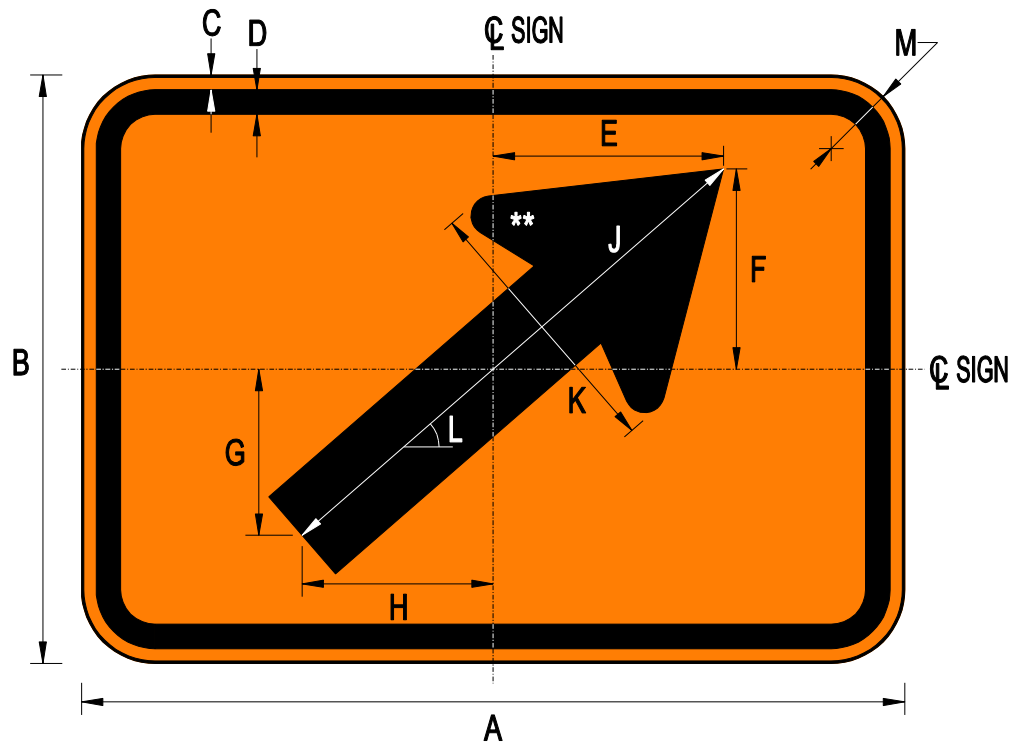


M6-1 (V)
Directional Arrow Auxiliary

A	B	C	D	E	F	G	H	J	K
21	15	0.375	0.625	7.5	7	7.125	7.5	1.5	0.5
30	21	0.375	0.625	10.5	10	10.25	10.75	1.5	0.5

** Refer to FHWA Standard Highway Signs book for arrow design.

COLORS: LEGEND, BORDER — BLACK
BACKGROUND — FLUORESCENT ORANGE (RETROREFLECTIVE)

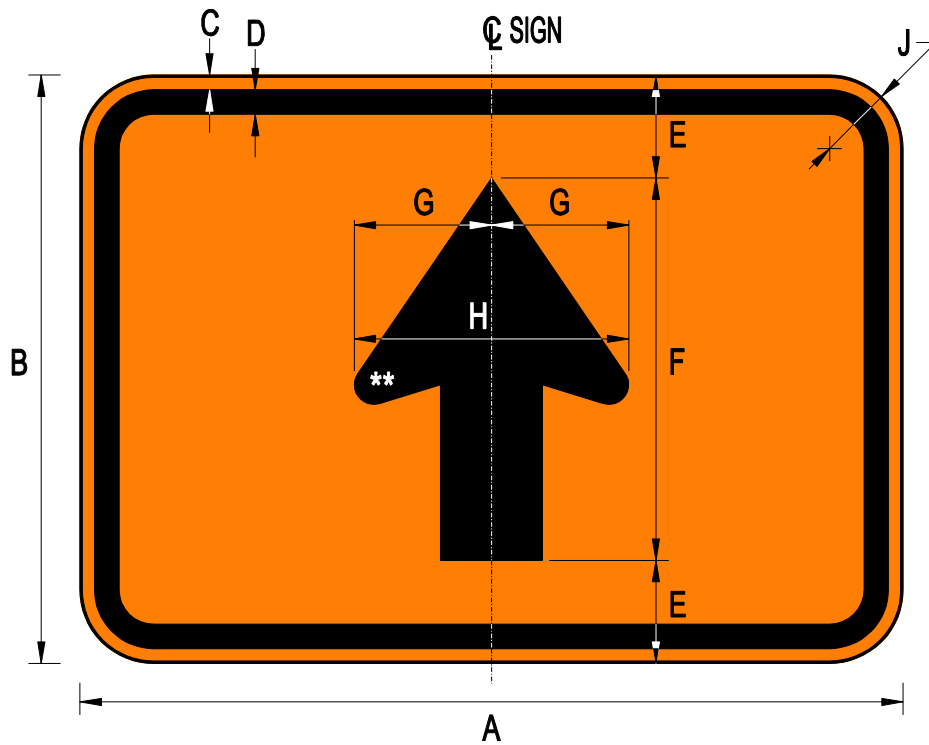


M6-2 (V)
Directional Arrow Auxiliary

A	B	C	D	E	F	G	H	J	K	L	M	N
21	15	0.375	0.625	5.88	5.111	4.238	4.875	14.25	7	41°	1.5	0.5
30	21	0.375	0.625	8.4	7.302	6.054	6.964	20.375	10	41°	1.5	0.5

** Refer to FHWA Standard Highway Signs book for arrow design.

COLORS: LEGEND, BORDER — BLACK
BACKGROUND — FLUORESCENT ORANGE (RETROREFLECTIVE)

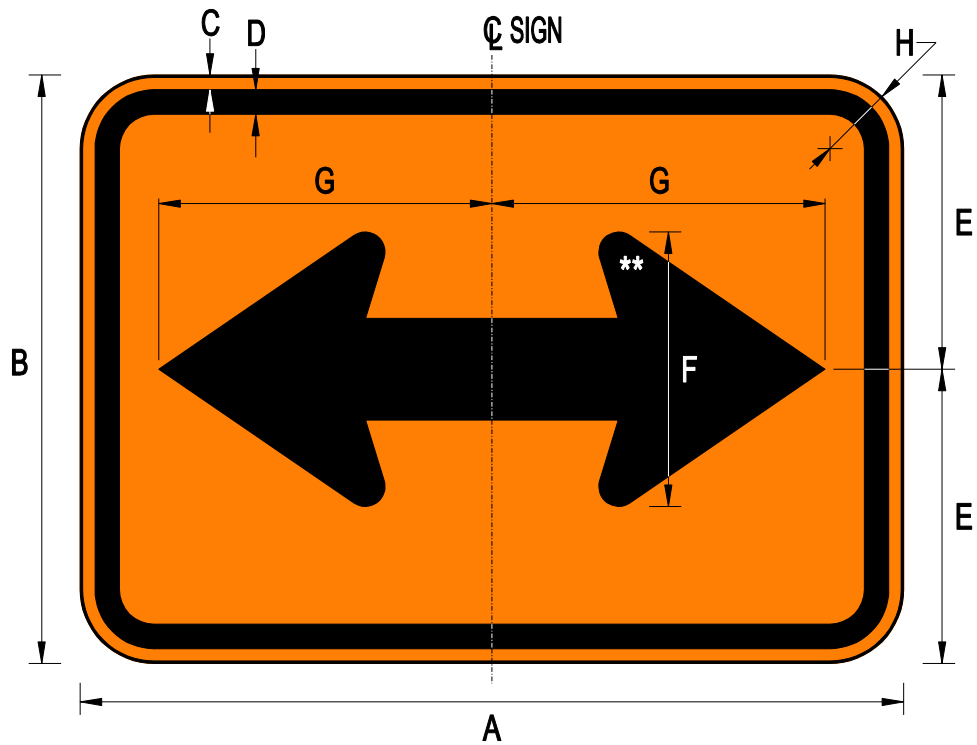


M6-3 (V)
Directional Arrow Auxiliary

A	B	C	D	E	F	G	H	J	K
21	15	0.375	0.625	2.625	9.75	3.5	7	1.5	0.5
30	21	0.375	0.625	3.5	14	5	10	1.5	0.5

** Refer to FHWA Standard Highway Signs book for arrow design.

COLORS: LEGEND, BORDER — BLACK
BACKGROUND — FLUORESCENT ORANGE (RETROREFLECTIVE)



M6-4 (V)
Directional Arrow Auxiliary

A	B	C	D	E	F	G	H	J
21	15	0.375	0.625	7.5	7	8.5	1.5	0.5
30	21	0.375	0.625	10.5	10	12	1.5	0.5

** Refer to FHWA Standard Highway Signs book for arrow design.

COLORS: LEGEND, BORDER — BLACK
BACKGROUND — FLUORESCENT ORANGE (RETROREFLECTIVE)



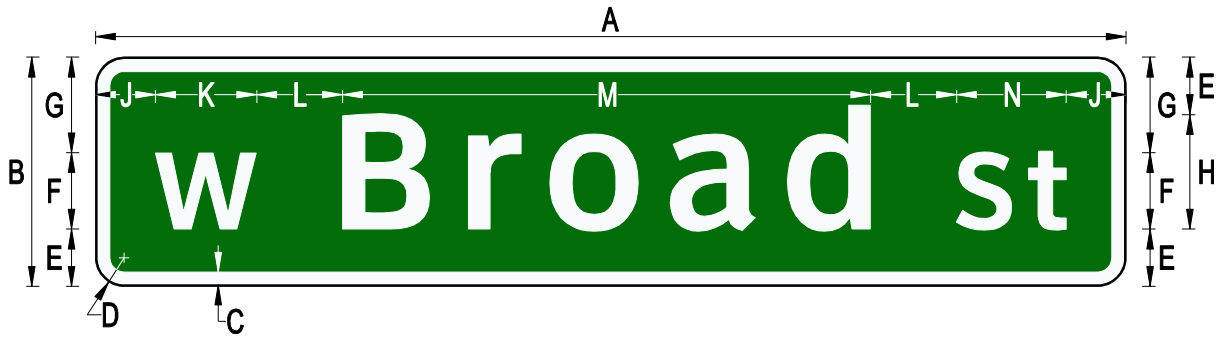
D0-V1

REST AREA PATROLLED BY STATE POLICE

A	B	C	D	E	F	G	H	J	K	L	M
48	36	0.75	4.5	3.5	4 D	2.25	3	2 C	1.75	29.4	39.2

N	P	R	S
36.6	26.1	Var.	17.0

COLORS: LEGEND — WHITE (RETROREFLECTIVE)
 BACKGROUND — BLUE (RETROREFLECTIVE)



D3-V1

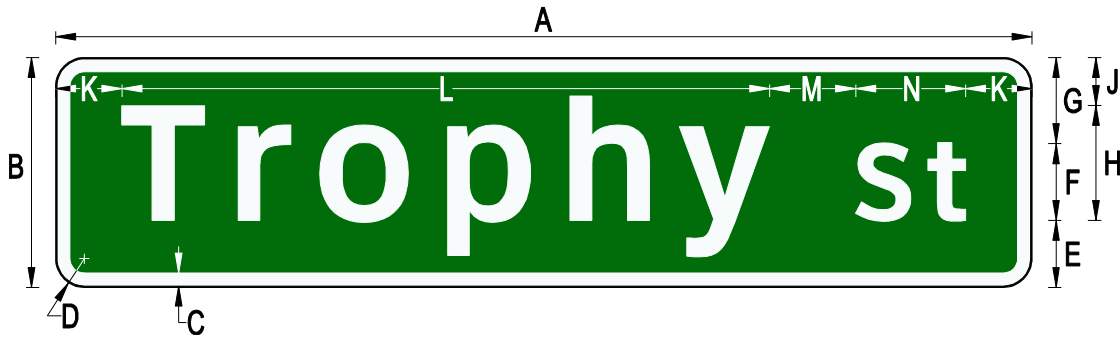
Overhead Street Name Sign (with no descending lower case letters)

A***	B	C	D	E	F	G	H*	J	K	L	M	N
Var.	24	1.5	3	6	8 (5-W)	10	12 (5-W)	6 Min.	Var.	9	Var.	Var.
Var.	24	1.5	3	6.5	7.33 (5-W)	10.17	11 (5-W)	5.5 Min.	Var.	8.25	Var.	Var.
Var.	24	1.5	3	7	6.67 (5-W)	10.33	10 (5-W)	5 Min.	Var.	7.5	Var.	Var.
Var.	18	1.5	2.25	4.5	6 (5-W)	7.5	9 (5-W)	4.5 Min.	Var.	6.75	Var.	Var.
Var.	18	1.5	2.25	5	5.33 (5-W)	7.67	8 (5-W)	4 Min.	Var.	6	Var.	Var.

*** Maximum Length 216"

COLORS: LEGEND — WHITE (RETROREFLECTIVE)
 BACKGROUND — GREEN (RETROREFLECTIVE)**

- * Refer to TE Memo 379, Overhead Street Name Signs (OSNS), for guidance on selecting appropriate text height.
- ** Background color of the street name signs shall be green, except where another color is already established for a specific geographic area. In those locations, the established color may be used. If background color is white, E-mod text shall be used. Refer to Section 2D.43 of the Virginia Supplement to 2009 MUTCD.



D3-V1

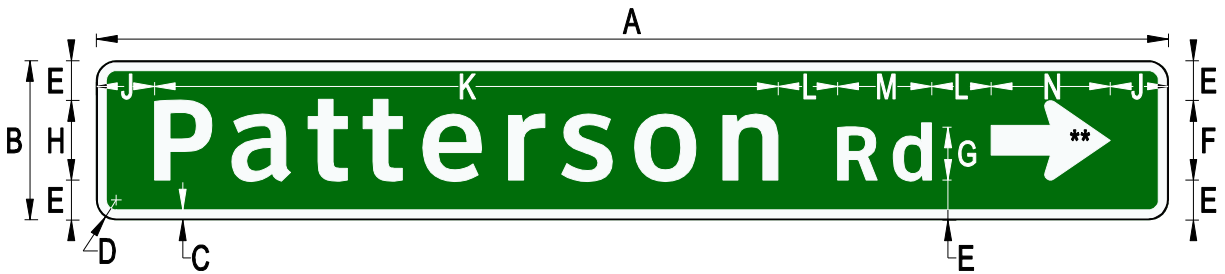
Overhead Street Name Sign (with descending lower case letters)

A***	B	C	D	E	F	G	H*	J	K	L	M	N
Var.	24	1.5	3	7	8 (5-W)	9	12 (5-W)	5	6 Min.	Var.	9	Var.
Var.	24	1.5	3	7.5	7.33 (5-W)	9.17	11 (5-W)	5.5	5.5 Min.	Var.	8.25	Var.
Var.	24	1.5	3	8	6.67 (5-W)	9.33	10 (5-W)	6	5 Min.	Var.	7.5	Var.
Var.	18	1.5	2.25	5.5	6 (5-W)	6.5	9 (5-W)	3.5	4.5 Min.	Var.	6.75	Var.
Var.	18	1.5	2.25	6	5.33 (5-W)	6.67	8 (5-W)	4	4 Min.	Var.	6	Var.

*** Maximum Length 216"

COLORS: LEGEND — WHITE (RETROREFLECTIVE)
 BACKGROUND — GREEN (RETROREFLECTIVE)**

- * Refer to TE Memo 379, Overhead Street Name Signs (OSNS), for guidance on selecting appropriate text height.
- ** Background color of the street name signs shall be green, except where another color is already established for a specific geographic area. In those locations, the established color may be used. If background color is white, E-mod text shall be used. Refer to Section 2D.43 of the Virginia Supplement to 2009 MUTCD.



D3-V1

Overhead Street Name Sign (with single arrow)

A***	B	C	D	E	F	G	H*	J	K	L	M	N
Var.	24	1.5	3	6	12	8 (5-W)	12 (5-W)	6 Min.	Var.	9	Var.	18
Var.	24	1.5	3	6.5	11	7.33 (5-W)	11 (5-W)	5.5 Min.	Var.	8.25	Var.	16.5
Var.	24	1.5	3	7	10	6.67 (5-W)	10 (5-W)	5 Min.	Var.	7.5	Var.	15
Var.	18	1.5	2.25	4.5	9	6 (5-W)	9 (5-W)	4.5 Min.	Var.	6.75	Var.	13.5
Var.	18	1.5	2.25	5	8	5.33 (5-W)	8 (5-W)	4 Min.	Var.	6	Var.	12

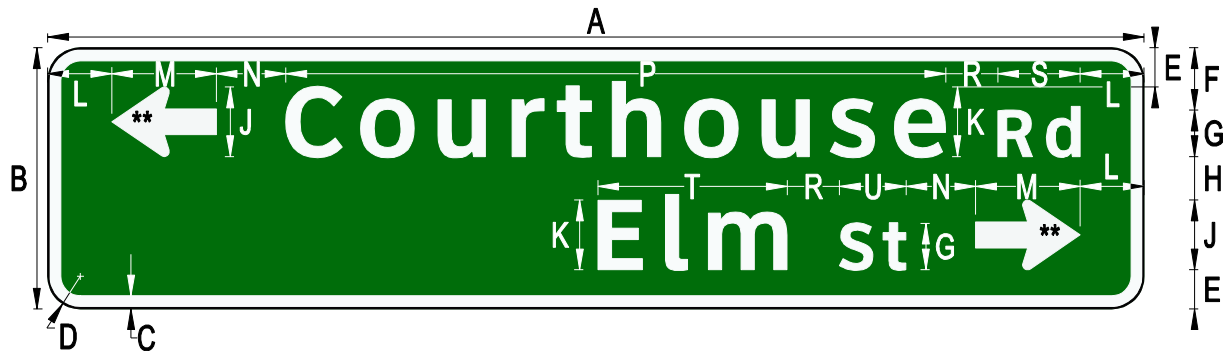
** Refer to FHWA Standard Highway Signs Book for Standard Arrow Details

*** Maximum length 216"

COLORS: LEGEND — WHITE (RETROREFLECTIVE)
 BACKGROUND — GREEN (RETROREFLECTIVE)****

* Refer to TE Memo 379, Overhead Street Name Signs (OSNS), for guidance on selecting appropriate text height.

**** Background color of the street name signs shall be green, except where another color is already established for a specific geographic area. In those locations, the established color may be used. If background color is white, E-mod text shall be used. Refer to Section 2D.43 of the Virginia Supplement to 2009 MUTCD.



D3-V1a

Overhead Street Name Sign with Multiple Street Names (with no descending lower case letters)

A***	B	C	D	E	F	G	H	J	K	L	M
Var.	30	1.5	3.75	4.5	7.17	5.33 (5-W)	5	8	8 (5-W)	6 Min.	12

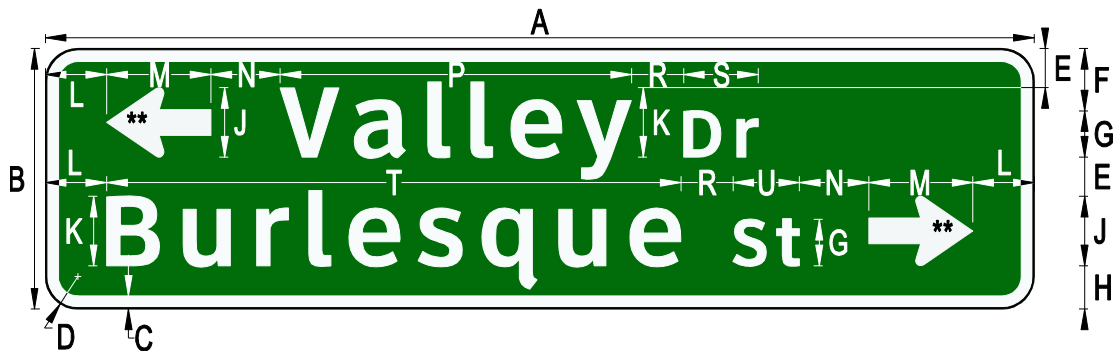
N	P	R	S	T	U
6	Var.	6	Var.	Var.	Var.

** Refer to FHWA Standard Highway Signs book for standard arrow details.

*** Maximum Length 216"

COLORS: LEGEND — WHITE (RETROREFLECTIVE)
 BACKGROUND — GREEN (RETROREFLECTIVE)*

* Background color of the street name signs shall be green, except where another color is already established for a specific geographic area. In those locations, the established color may be used. If background color is white, E-mod text shall be used. Refer to Section 2D.43 of the Virginia Supplement to 2009 MUTCD.



D3-V1a

Overhead Street Name Sign (with descending lower case letters)

A***	B	C	D	E	F	G	H	J	K	L	M
Var.	30	1.5	3.75	4.5	7.17	5.33 (5-W)	5	8	8 (5-W)	6 Min.	12

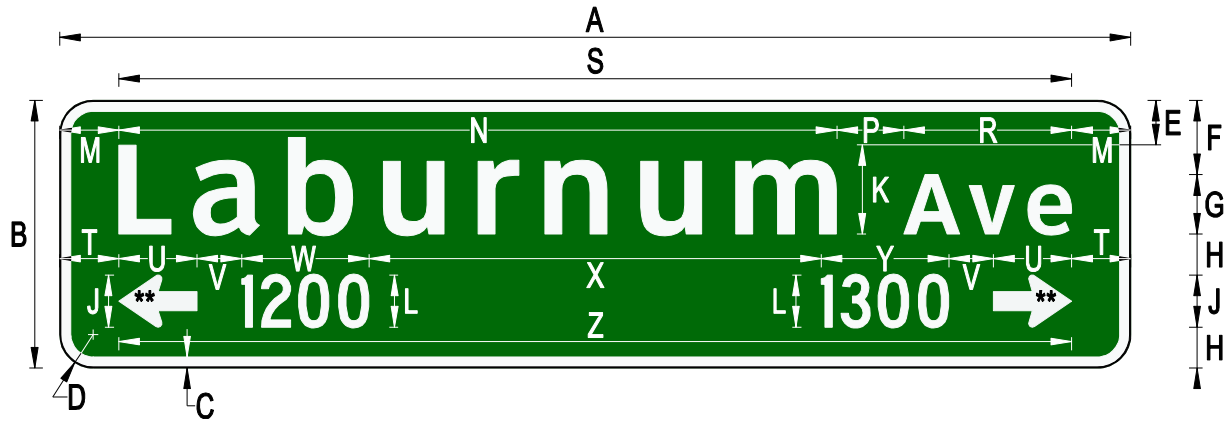
N	P	R	S	T	U
6	Var.	6	Var.	Var.	Var.

** Refer to FHWA Standard Highway Signs Book for Standard Arrow Details

*** Maximum length 216"

COLORS: LEGEND — WHITE (RETROREFLECTIVE)
 BACKGROUND — GREEN (RETROREFLECTIVE)*

* Background color of the street name signs shall be green, except where another color is already established for a specific geographic area. In those locations, the established color may be used. If background color is white, E-mod text shall be used. Refer to Section 2D.43 of the Virginia Supplement to 2009 MUTCD.



D3-V1b

Overhead Street Name Sign with Block Numbers


A****	B	C	D	E	F	G	H	J	K	L	M
Var.	36	1.5	4.5	6	10	8 (5-W)	5.5	7	12 (5-W)	7 C	6 Min.

N	P	R	S	T	U	V	W	X	Y	Z
Var.	9	Var.	Var.	***	10.5	6	Var.	24 Min.	Var.	Var.

- ** Refer to FHWA Standard Highway Signs Book for Standard Arrow Details
- *** If $S \geq Z$ then $T=M$, If $S < Z$ then $T=6"$
- **** Maximum length 216"

COLORS: LEGEND — WHITE (RETROREFLECTIVE)
 BACKGROUND — GREEN (RETROREFLECTIVE)*

* Background color of the street name signs shall be green, except where another color is already established for a specific geographic area. In those locations, the established color may be used. If background color is white, E-mod text shall be used. Refer to Section 2D.43 of the Virginia Supplement to 2009 MUTCD.



D3-V1c

Overhead Street Name Sign with Route Shield

A ^(e)	B	C	D	E	F	G	H ^(a)	J	K	L ^(d)	M	N	P
Var.	24	1.5	3	6	8 (5-W)	10	12 (5-W)	20	6 Min.	20 (25)	9	Var.	Var.
Var.	24	1.5	3	6.5	7.33 (5-W)	10.17	11 (5-W)	20	5.5 Min.	20 (25)	8.25	Var.	Var.
Var.	24	1.5	3	7	6.67 (5-W)	10.33	10 (5-W)	20	5 Min.	20 (25)	7.5	Var.	Var.
Var.	18	1.5	2.25	4.5	6 (5-W)	7.5	9 (5-W)	14	4.5 Min.	14 (17.5)	6.75	Var.	Var.
Var.	18	1.5	2.25	5	5.33 (5-W)	7.67	8 (5-W)	14	4 Min.	14 (17.5)	6	Var.	Var.

(b) Refer to FHWA Standard Highway Signs Book for Route Sign Details

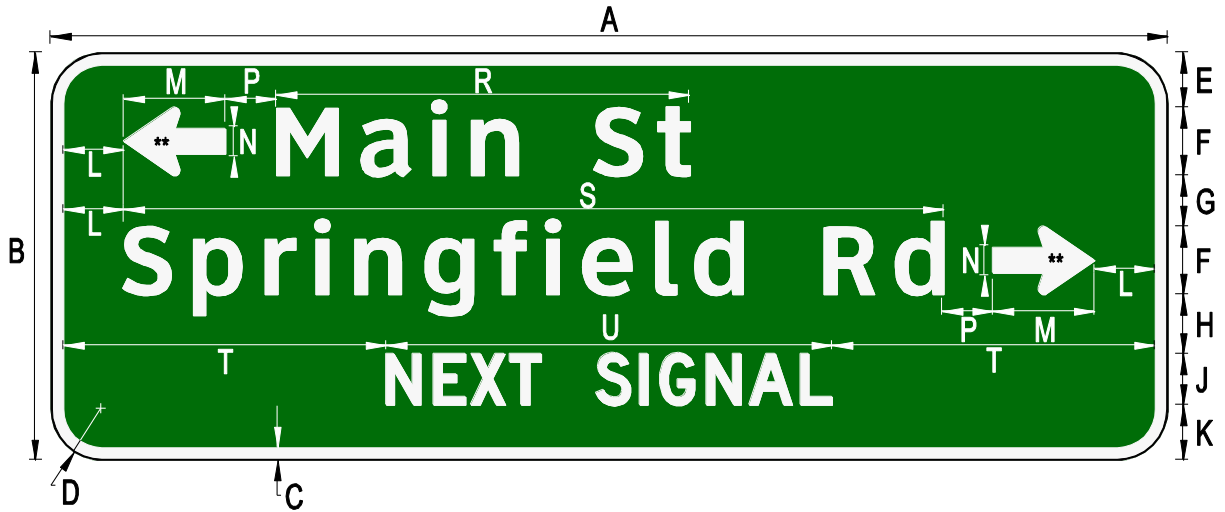
(d) 1- or 2-digits shield width (3-digits shield width)

(e) Maximum length 216"

COLORS: LEGEND — WHITE (RETROREFLECTIVE)
 BACKGROUND — GREEN (RETROREFLECTIVE)^(c)
 ROUTE SHIELD — SEE FHWA STANDARD HIGHWAY SIGNS BOOK FOR DETAILS

(a) Refer to TE Memo 379, Overhead Street Name Signs (OSNS), for guidance on selecting appropriate text height.

(c) Background color of the street name signs shall be green, except where another color is already established for a specific geographic area. In those locations, the established color may be used. If background color is white, E-mod text shall be used. Refer to Section 2D.43 of the Virginia Supplement to 2009 MUTCD.



D3-V2

Advance Street Name Sign with Multiple Street Names


A	B	C	D	E	F	G	H	J	K	L	M
Var.	48	1.5	6	6.5	8 (5-W)	6	7	6 D	6.5	6 Min.	12

N	P	R	S	T	U
3	6	Var.	Var.	4 Min.	51.6

** Refer to FHWA Standard Highway Signs book for standard arrow details.

Height of the sign panel may be increased in order to accommodate atypically-long legends.

COLORS: LEGEND — WHITE (RETROREFLECTIVE)
 BACKGROUND — GREEN (RETROREFLECTIVE)



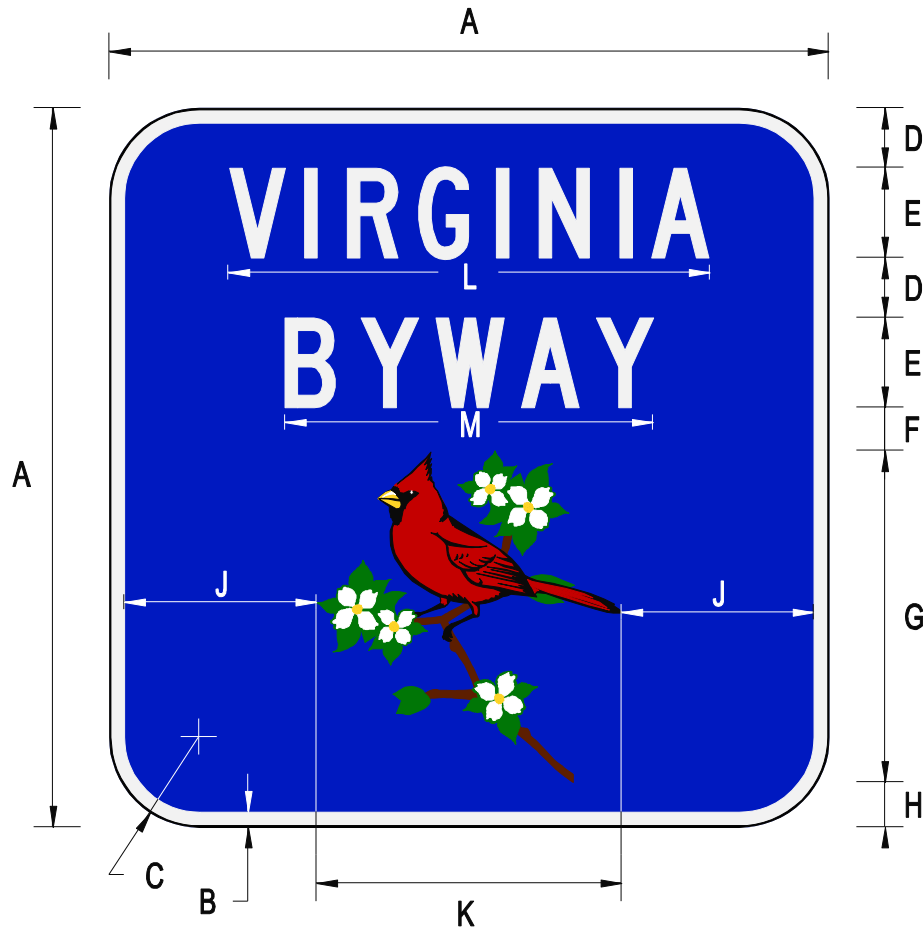
D3-V3
Through Route Block Numbers

A	B	C	D	E	F	G	H	J	K	L
24	30	1	3	2.5	9	3	5 C	2.2	Var.	17.3

** Refer to FHWA Standard Highway Signs book for standard arrow details.

COLORS: LEGEND — WHITE (RETROREFLECTIVE)
BACKGROUND — GREEN (RETROREFLECTIVE)*

* Background color of the street name signs shall be green, except where another color is already established for a specific geographic area. In those locations, the established color may be used. If background color is white, E-mod text shall be used. Refer to Section 2D.43 of the Virginia Supplement to 2009 MUTCD.

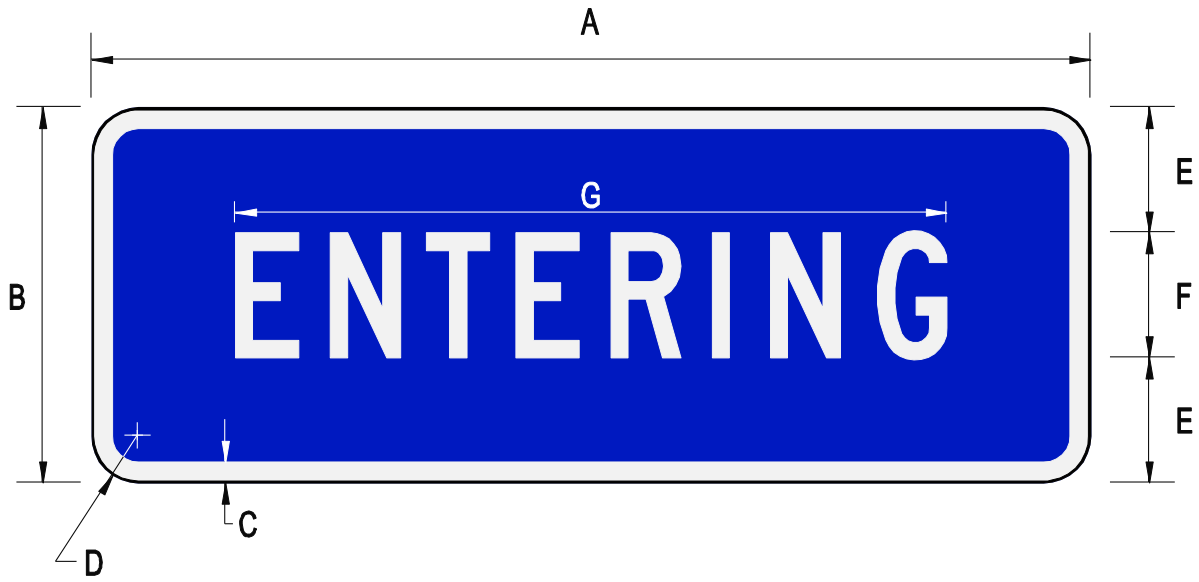


D6-V1
VIRGINIA BYWAY

A	B	C	D	E	F	G	H	J	K	L	M
24	0.5	3	2	3 C	1.4375	11.0625	1.5	6.41	10.18	13.9	10.5

See Appendix for cardinal/dogwood symbol detail.

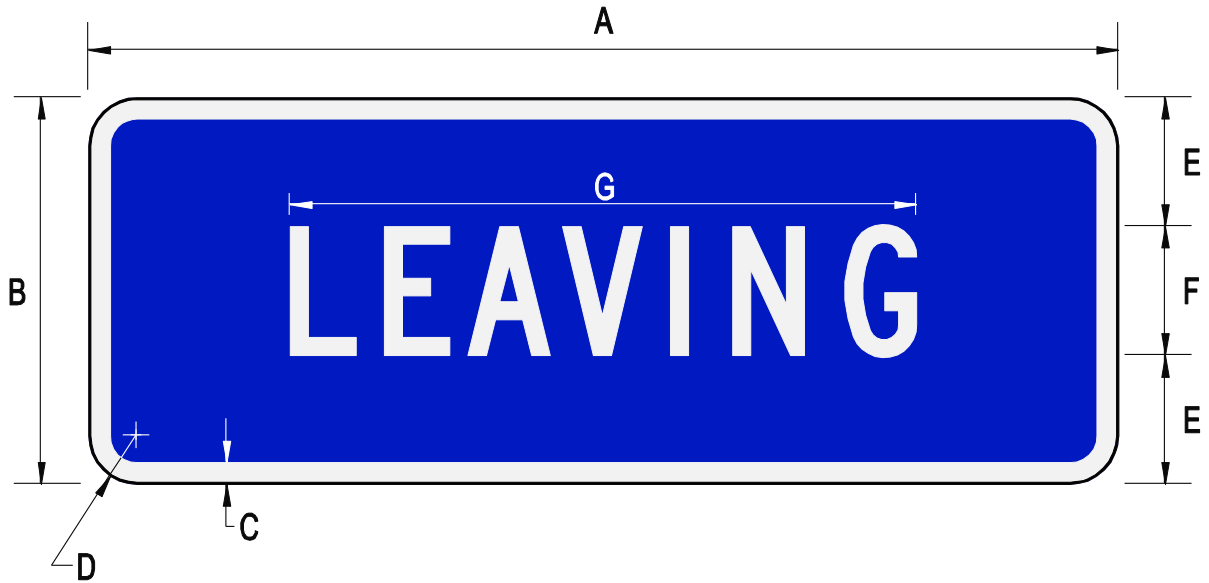
COLORS:	LEGEND	— WHITE	(RETROREFLECTIVE)
	BACKGROUND	— BLUE	(RETROREFLECTIVE)
	CARDINAL	— BLACK	
		— RED & YELLOW	(RETROREFLECTIVE)
	DOGWOOD	— BROWN, GREEN, WHITE & YELLOW	(RETROREFLECTIVE)



D6-VP1
ENTERING (Plaque)

A	B	C	D	E	F	G
24	9	0.5	1.125	3	3 C	15.4

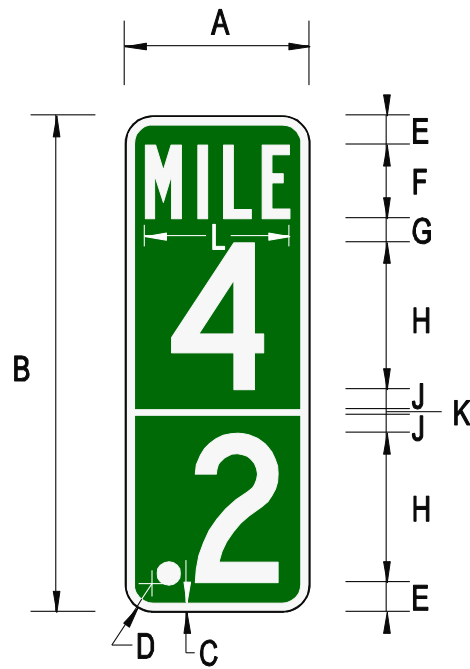
COLORS: LEGEND — WHITE (RETROREFLECTIVE)
BACKGROUND — BLUE (RETROREFLECTIVE)



D6-VP2
LEAVING (Plaque)

A	B	C	D	E	F	G
24	9	0.5	1.125	3	3 C	13.2

COLORS: LEGEND — WHITE (RETROREFLECTIVE)
 BACKGROUND — BLUE (RETROREFLECTIVE)

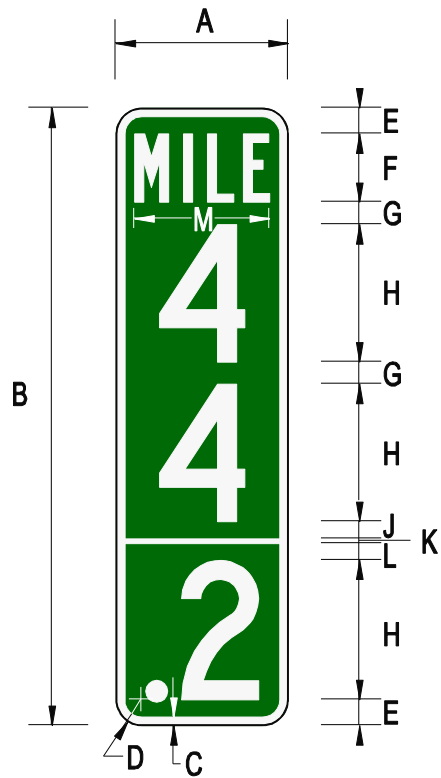


D10-V1a

Virginia Interstate Intermediate Reference Location (2 digits)

A	B	C	D	E	F	G	H	J	K	L
10	27	0.5	1.5	1.6	4 B	1.3	8 C	1.1	0.3	7.8

COLORS: LEGEND — WHITE (RETROREFLECTIVE)
 BACKGROUND — GREEN (RETROREFLECTIVE)

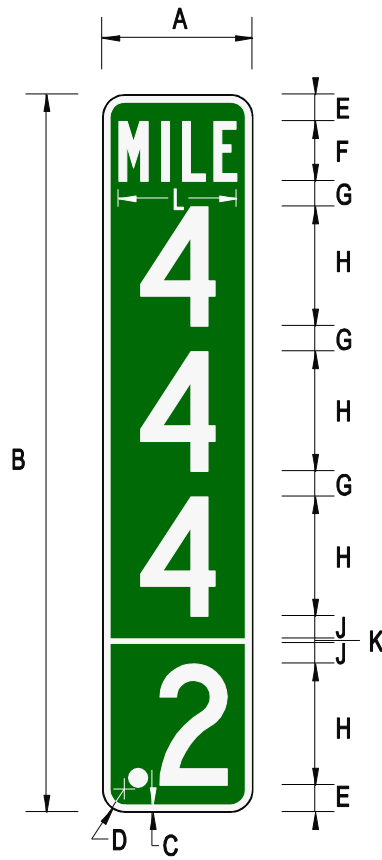


D10-V2a

Virginia Interstate Intermediate Reference Location (3 digits)

A	B	C	D	E	F	G	H	J	K	L	M
10	36	0.5	1.5	1.5	4 B	1.3	8 C	1	0.3	1.1	7.8

COLORS: LEGEND — WHITE (RETROREFLECTIVE)
 BACKGROUND — GREEN (RETROREFLECTIVE)

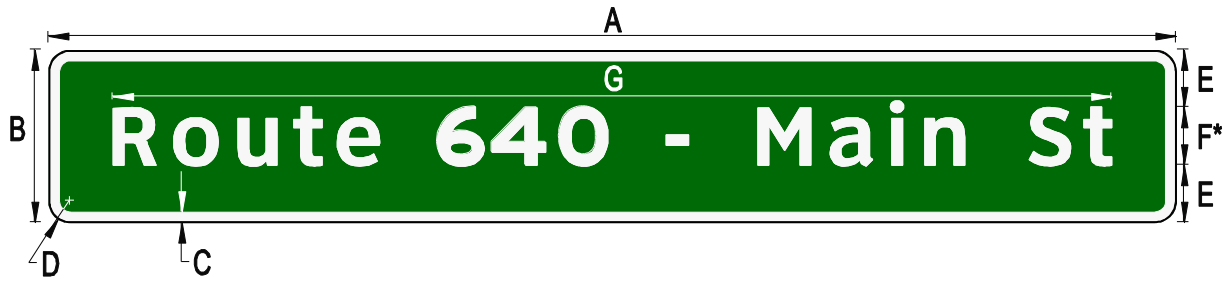


D10-V3a

Virginia Interstate Intermediate Reference Location (4 digits)

A	B	C	D	E	F	G	H	J	K	L
10	48	0.5	1.5	1.8	4 B	1.7	8 C	1.5	0.3	7.8

COLORS: LEGEND — WHITE (RETROREFLECTIVE)
 BACKGROUND — GREEN (RETROREFLECTIVE)

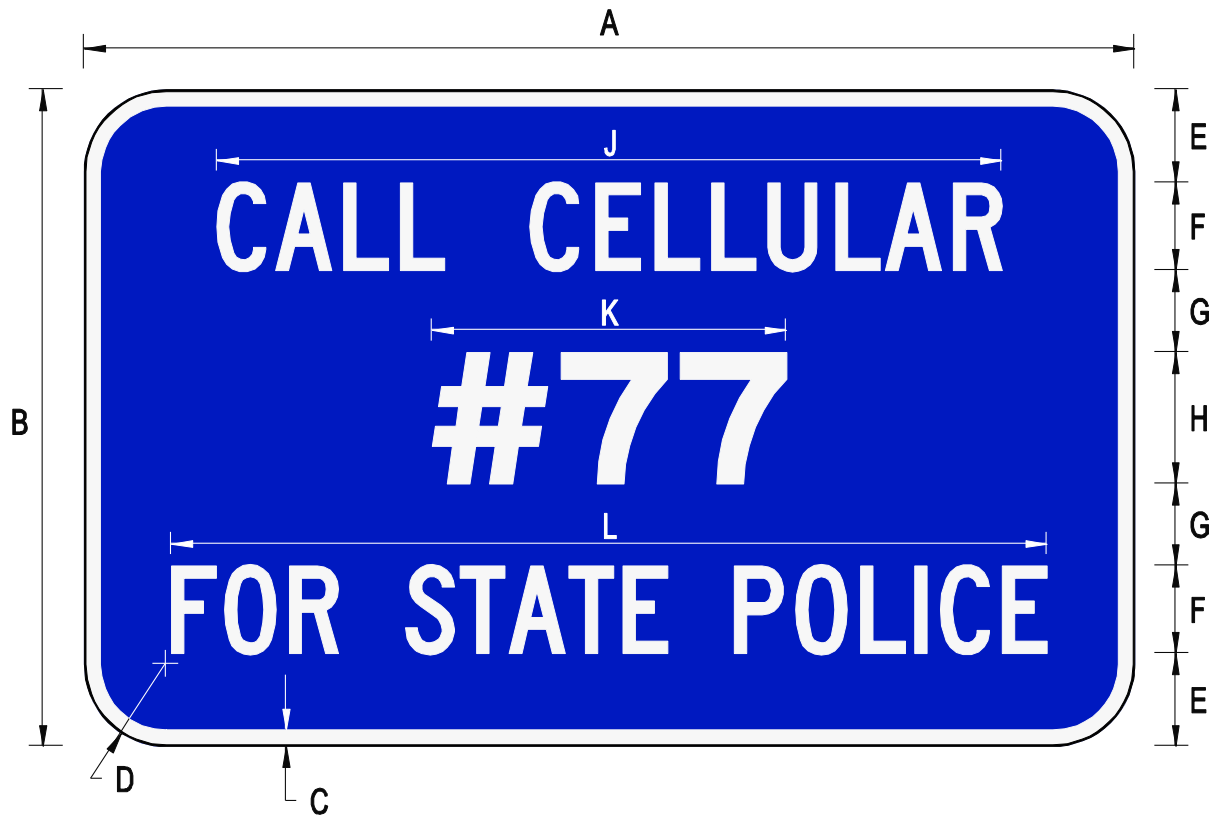


D10-V1
Grade-Separated Cross Road ID

A	B	C	D	E	F	G
Var.	24	1.5	3	8	8 (5-W)	Var.

* Numerals shall utilize EM-2000 style lettering.

COLORS: LEGEND — WHITE (RETROREFLECTIVE)
BACKGROUND — GREEN (RETROREFLECTIVE)



D12-V1

CALL CELLULAR #77 FOR STATE POLICE

A	B	C	D	E	F	G	H	J	K	L
36	24	0.75	3	4	3 C	3	4 EM	27.2	11.3	32.6
48	30	0.75	3.75	4.25	4 C	3.75	6 EM	36.2	16.9	43.4
60	36	1	4.5	4.5	5 C	5	7 EM	45.3	19.7	54.3
102	54	1.5	6.75	6.5	8 C	7	11 EM	72.4	31.0	86.8

COLORS: LEGEND — WHITE (RETROREFLECTIVE)
 BACKGROUND — BLUE (RETROREFLECTIVE)



D12-V2
VDOT TRAFFIC INFO CALL 511

A	B
48	60
66	72

NOTE: Contact VASupplement@vdot.virginia.gov for detailed sign information.

COLORS: LEGEND — WHITE (RETROREFLECTIVE)
BACKGROUND — BLUE (RETROREFLECTIVE)



D14-V1
ADOPT A HIGHWAY

A	B	C	D	E	F	G	H	J	K	L	M
36	24	0.5	3	2	2 E	1.75	0.5	9.8	2	13.5	Var.

N	P	R	S	T	U	V
6.5	7.8	7	9	30	2.5	Var.

See Appendix for cardinal and roadway heart symbol detail.

COLORS:	LEGEND	— WHITE	(RETROREFLECTIVE)
	BACKGROUND	— BLUE	(RETROREFLECTIVE)
	CARDINAL	— BLACK	
		— RED, GREEN, YELLOW & WHITE	(RETROREFLECTIVE)
	HEART	— BLUE & WHITE	(RETROREFLECTIVE)



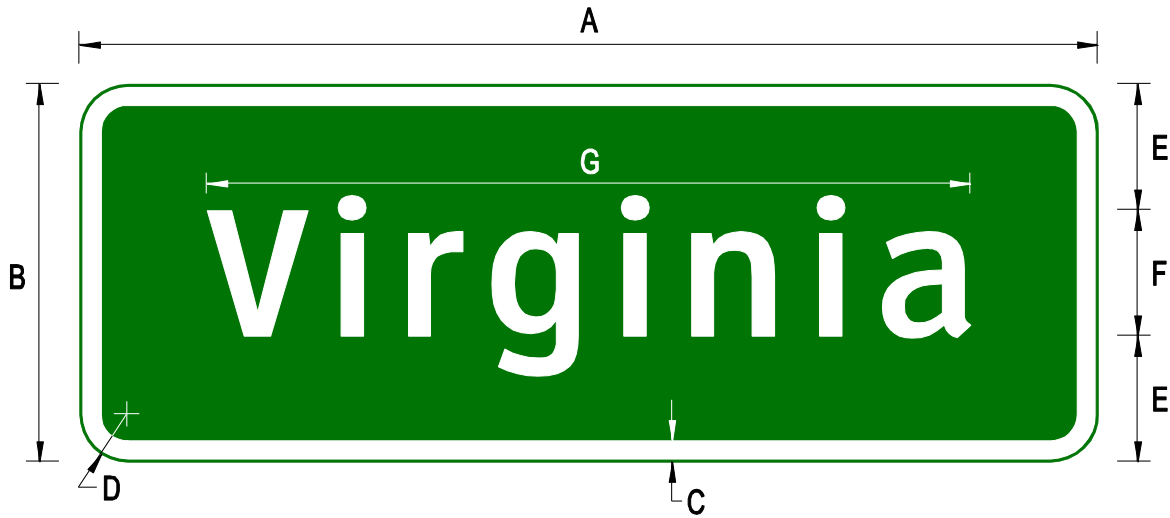
I-V1

WELCOME TO VIRGINIA | VIRGINIA IS FOR LOVERS

A	B
78	36
120	54
156	72

NOTE: Contact VASupplement@vdot.virginia.gov for detailed sign information.

COLORS: LEGEND — WHITE (RETROREFLECTIVE)
 BACKGROUND — BLACK (RETROREFLECTIVE)
 HEART — RED AND WHITE (RETROREFLECTIVE)



I-V1a
VIRGINIA

A	B	C	D	E	F	G
48	18	1	2.25	6	6 (4-W)	36

COLORS: LEGEND — WHITE (RETROREFLECTIVE)
 BACKGROUND — GREEN (RETROREFLECTIVE)



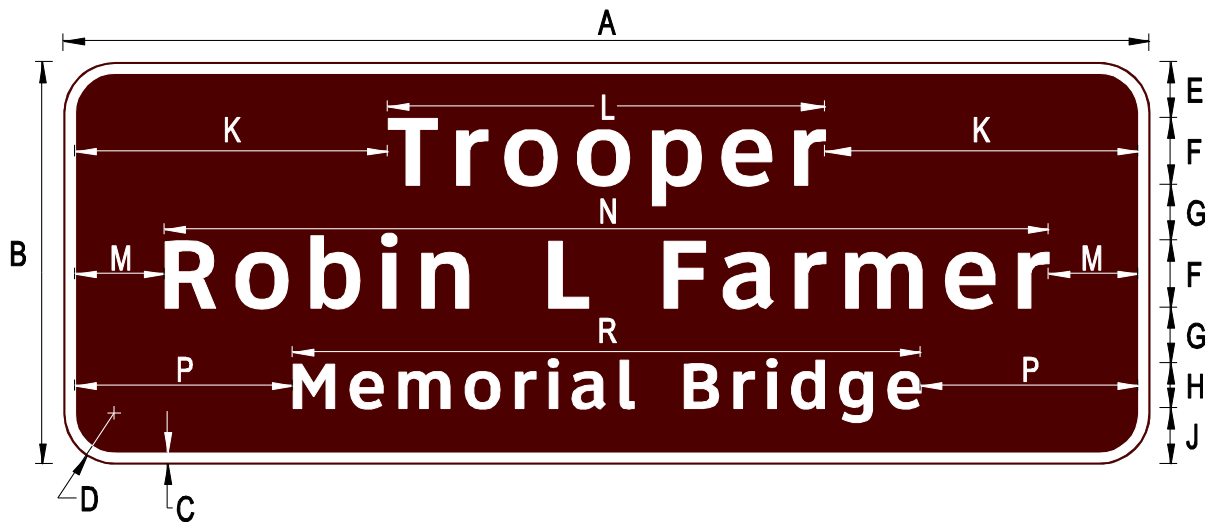
I-V2a

Named Bridges, Highways & Highway Segments (One Line)

A	B	C	D	E	F	G	H	J	K	L
Var. (60 Max)	12	0.5	1.5	2.75	3 (2-W)	2	2 (2-W)	2.25	3 Min.	Var.
Var. (120 Max)	30	1	3.75	7.5	6 (5-W)	5	4 (5-W)	7.5	4.5 Min.	Var.

M	N
2 Min.	Var.
3 Min.	Var.

COLORS: LEGEND — WHITE (RETROREFLECTIVE)
 BACKGROUND — BROWN (RETROREFLECTIVE)



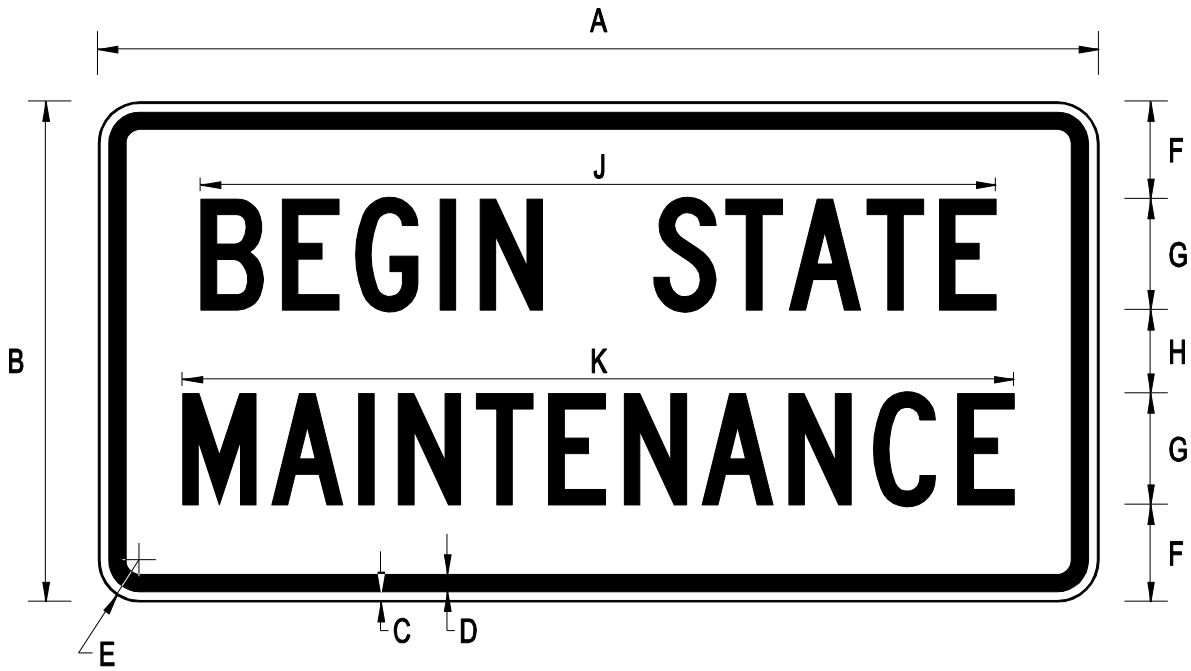
I-V2b

Named Bridges, Highways & Highway Segments (Two Lines)

A	B	C	D	E	F	G	H	J	K	L
Var. (60 Max)	18	0.5	2.25	3.25	3 (2-W)	2	2 (2-W)	2.75	3 Min.	Var.
Var. (120 Max)	36	1	4.5	5	6 (5-W)	5	4 (5-W)	5	4.5 Min.	Var.

M	N	P	R
3 Min.	Var.	2 Min.	Var.
4.5 Min.	Var.	3 Min.	Var.

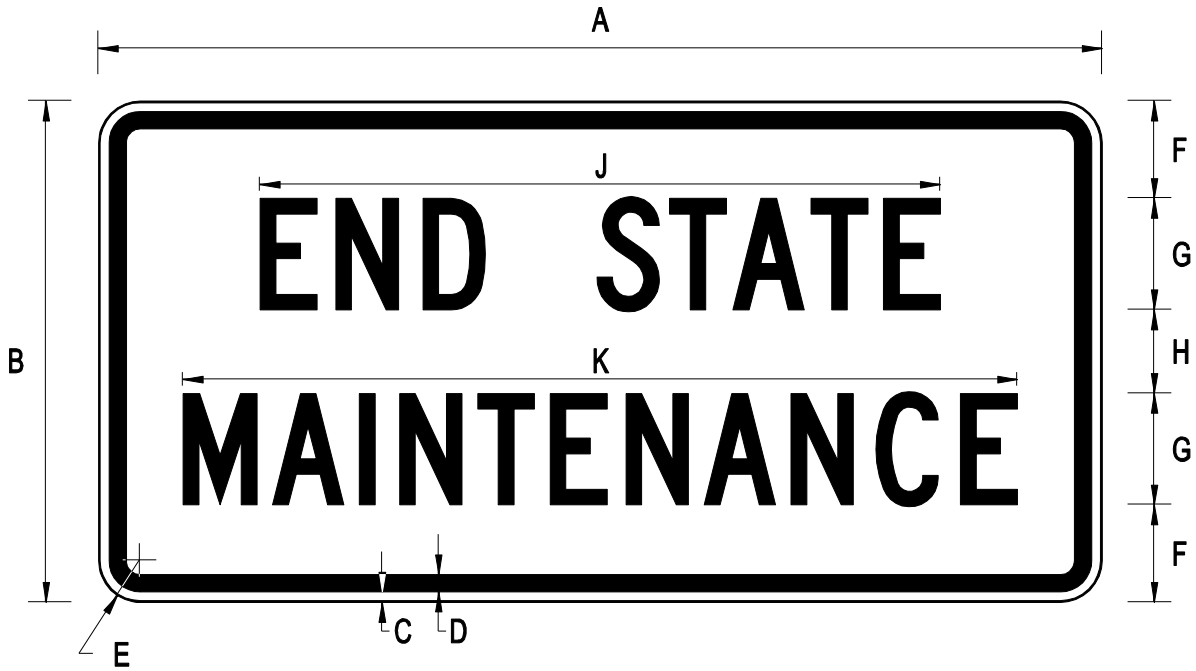
COLORS: LEGEND — WHITE (RETROREFLECTIVE)
 BACKGROUND — BROWN (RETROREFLECTIVE)



I-V3a
BEGIN STATE MAINTENANCE

A	B	C	D	E	F	G	H	J	K
36	18	0.375	0.625	1.5	3.5	4 C	3	28.6	29.9

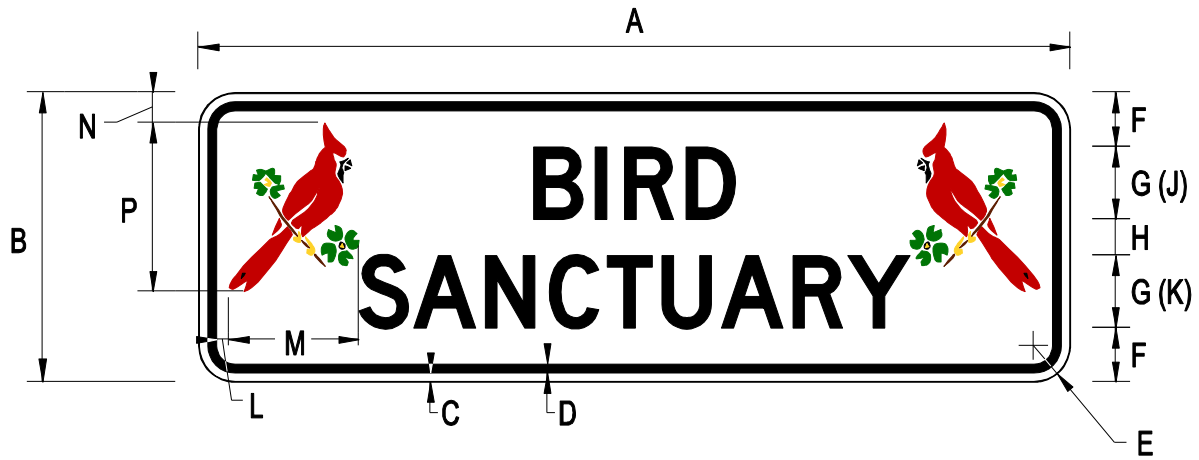
COLORS: LEGEND — BLACK
 BACKGROUND — WHITE (RETROREFLECTIVE)



I-V3b
END STATE MAINTENANCE

A	B	C	D	E	F	G	H	J	K
36	18	0.375	0.625	1.5	3.5	4 C	3	24.4	29.9

COLORS: LEGEND — BLACK
 BACKGROUND — WHITE (RETROREFLECTIVE)



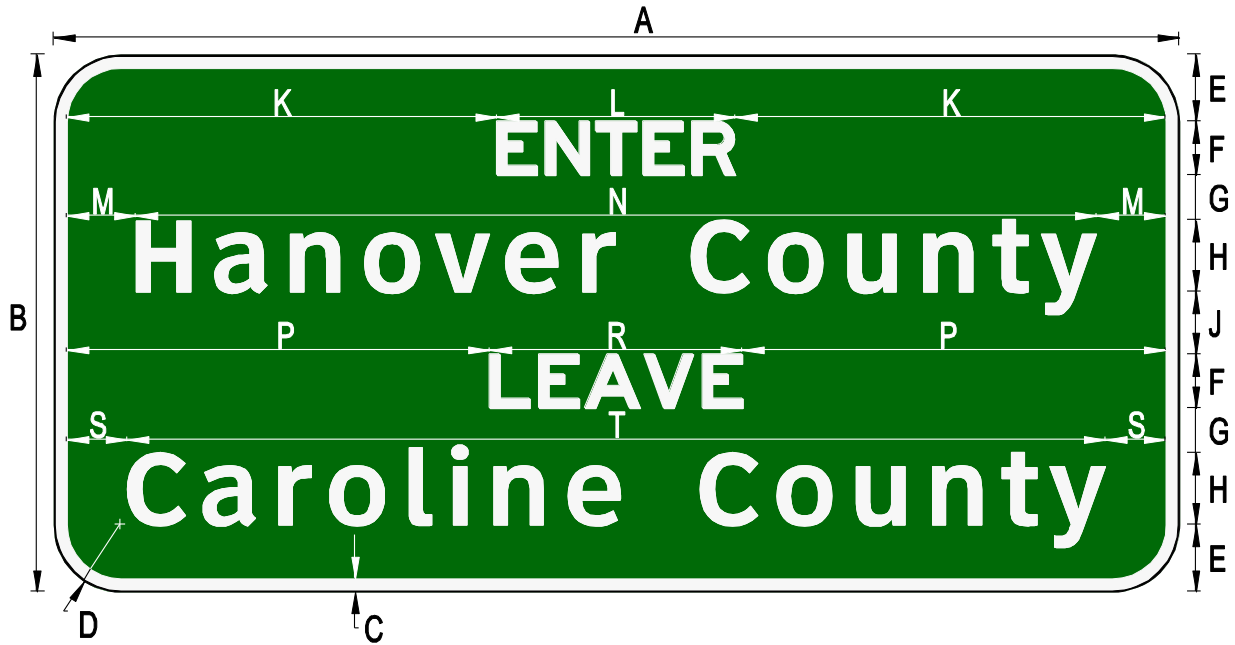
I-V4
BIRD SANCTUARY

A	B	C	D	E	F	G	H	J	K	L	M
36	12	0.375	0.375	1.5	2.25	3 D	1.5	8.3	22.75	0.5	5.375

N	P
1.25	7

() Denotes line length.
See Appendix for cardinal symbol detail.

COLORS: LEGEND — BLACK
 BACKGROUND — WHITE (RETROREFLECTIVE)
 CARDINALS — BLACK
 — RED, GREEN, YELLOW & BROWN (RETROREFLECTIVE)



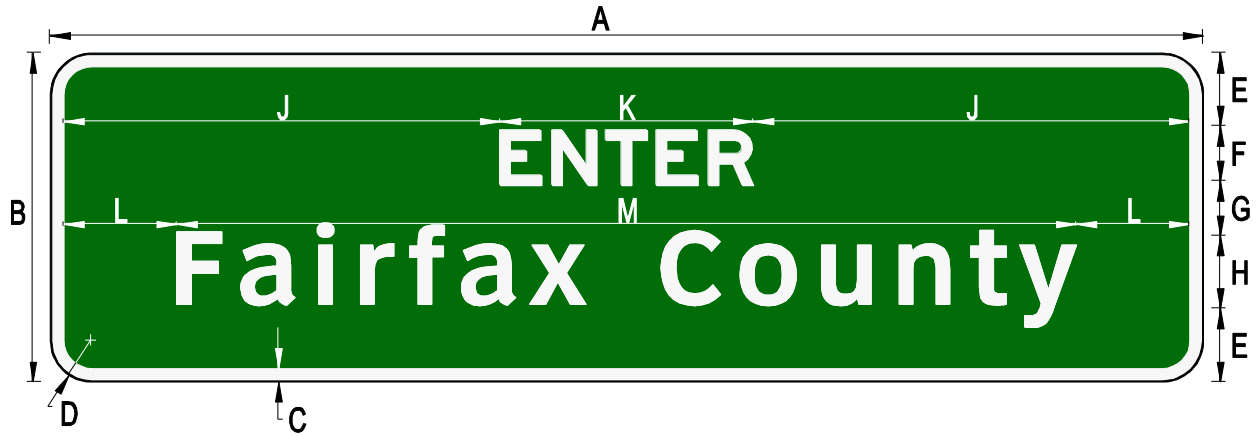
I-V5a

ENTER (Jurisdiction) – LEAVE (Jurisdiction)

A	B	C	D	E	F	G	H	J	K	L	M
Var.	24	0.75	3	3	2 C	2	3 (1-W)	4	2 Min.	6.5	3 Min.
Var.	36	0.75	4.5	5.5	3 D	3	4 (2-W)	5	3 Min.	11.6	4 Min.
Var.	60	1.5	7.5	7.5	6 E	5	8 (5-W)	7	6 Min.	27.7	8 Min.

N	P	R	S	T
Var.	2 Min.	6.4	3 Min.	Var.
Var.	3 Min.	11.7	4 Min.	Var.
Var.	6 Min.	28.3	8 Min.	Var.

COLORS: LEGEND — WHITE (RETROREFLECTIVE)
 BACKGROUND — GREEN (RETROREFLECTIVE)



I-V5b
ENTER (Jurisdiction)

A	B	C	D	E	F	G	H	J	K	L	M
Var.	12	0.75	1.5	2.5	2 C	2	3 (1-W)	2 Min.	6.5	3 Min.	Var.
Var.	18	0.75	2.25	4	3 D	3	4 (2-W)	3 Min.	11.6	4 Min.	Var.
Var.	36	1.5	4.5	8.5	6 E	5	8 (5-W)	6 Min.	27.7	8 Min.	Var.

COLORS: LEGEND — WHITE (RETROREFLECTIVE)
BACKGROUND — GREEN (RETROREFLECTIVE)



I-V6
CITY LIMITS

A	B	C	D	E	F	G	H	J	K	L	M
Var.	18	1	2.25	3.5	5 (2-W)	3	3 C	5 Min.	Var.	3 Min.	19.7
Var.	36	1.5	4.5	7.5	8 (5-W)	7	6 E	8 Min.	Var.	6 Min.	52.9

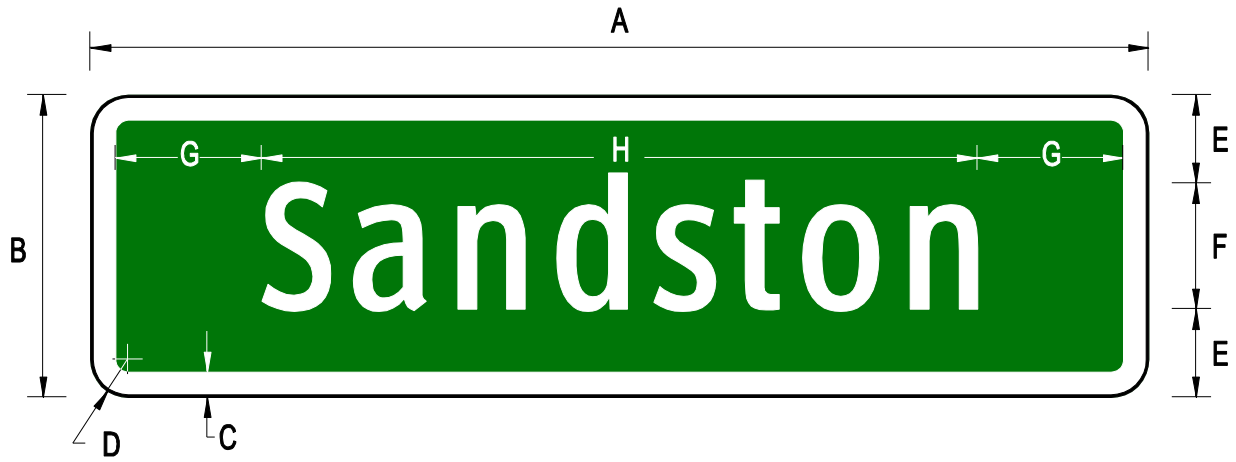
COLORS: LEGEND — WHITE (RETROREFLECTIVE)
BACKGROUND — GREEN (RETROREFLECTIVE)



I-V7
CORPORATE LIMITS

A	B	C	D	E	F	G	H	J	K	L	M
Var.	18	1	2.25	3.5	5 (2-W)	3	3 C	5 Min.	Var.	3 Min.	31.9
Var.	36	1.5	4.5	7.5	8 (5-W)	7	6 D	8 Min.	Var.	6 Min.	74.0

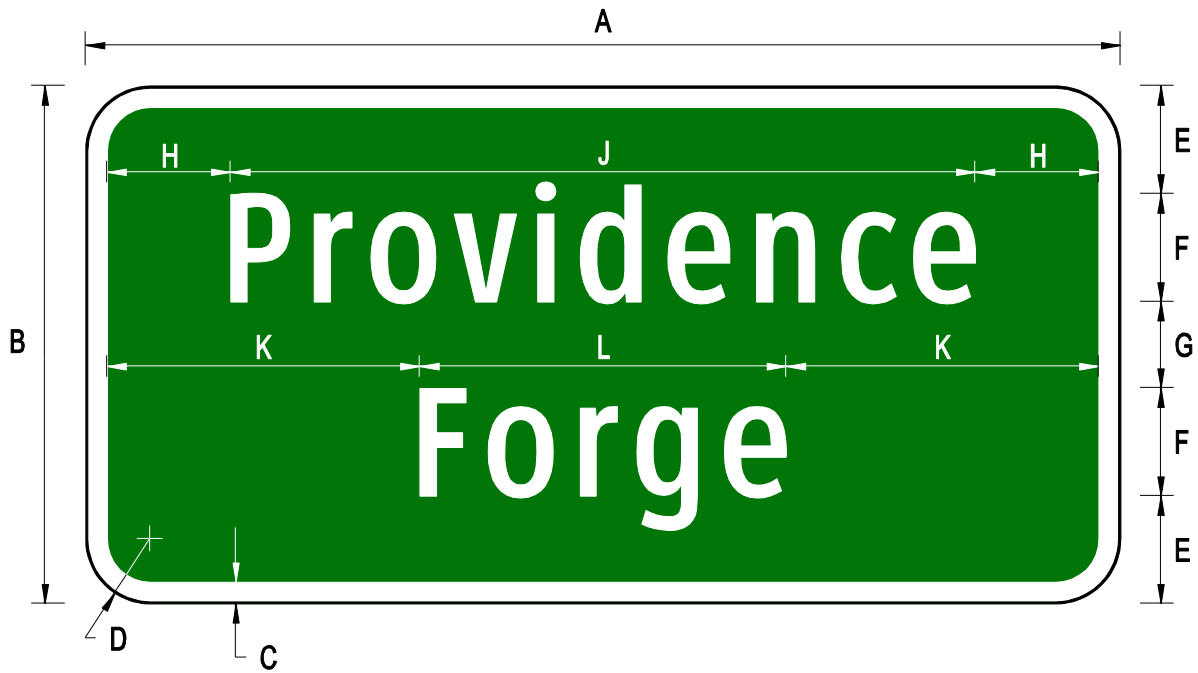
COLORS: LEGEND — WHITE (RETROREFLECTIVE)
 BACKGROUND — GREEN (RETROREFLECTIVE)



I-V8a
UNINCORPORATED PLACE (One Line)

A	B	C	D	E	F	G	H
Var.	12	1	1.5	3.5	5 (2-W)	5 Min.	Var.

COLORS: LEGEND — WHITE (RETROREFLECTIVE)
BACKGROUND — GREEN (RETROREFLECTIVE)

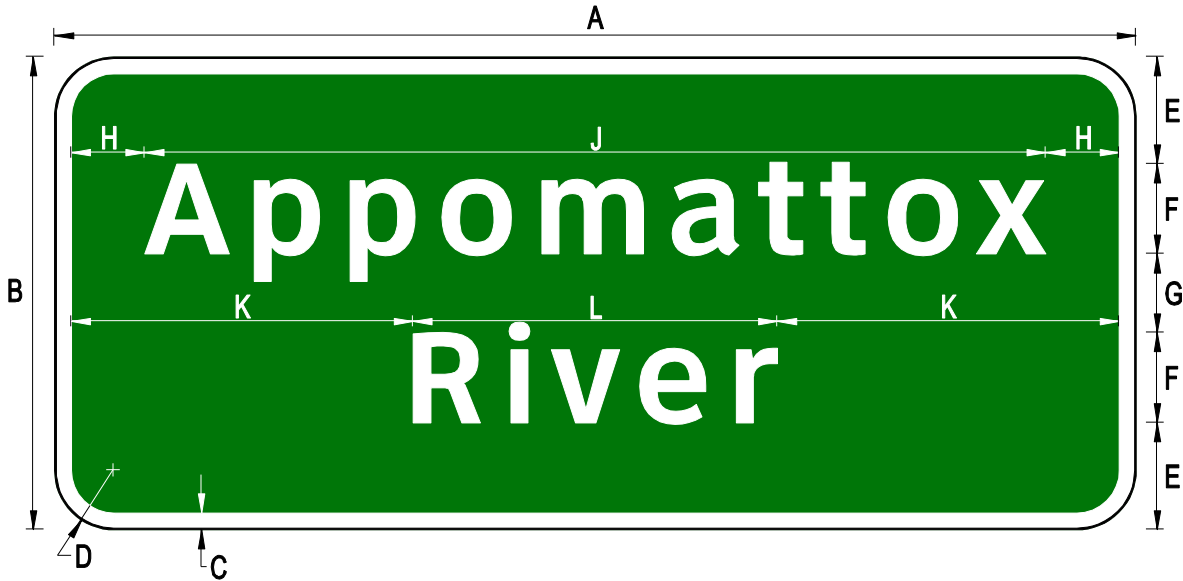


I-V8b

UNINCORPORATED PLACE (Two Lines)

A	B	C	D	E	F	G	H	J	K	L
Var.	24	1	3	5	5 (2-W)	4	5 Min.	Var.	5 Min.	Var.

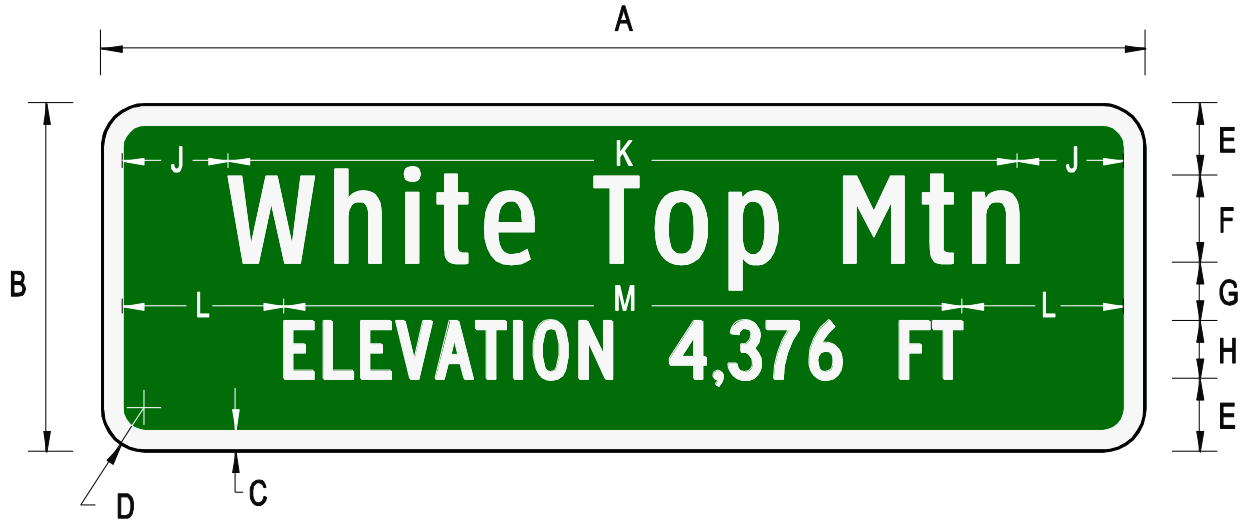
COLORS: LEGEND — WHITE (RETROREFLECTIVE)
 BACKGROUND — GREEN (RETROREFLECTIVE)



I-V9
Named Waterway

A	B	C	D	E	F	G	H	J	K	L
Var.	18	0.75	2.25	3.5	4 (2-W)	3	4 Min.	Var.	4 Min.	Var.
Var.	42	1.5	5.25	9.5	8 (5-W)	7	6 Min.	Var.	6 Min.	Var.

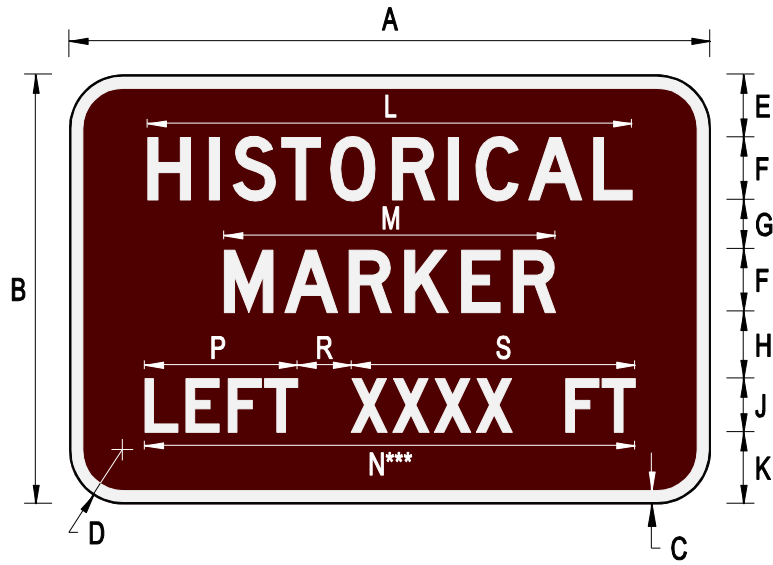
COLORS: LEGEND — WHITE (RETROREFLECTIVE)
BACKGROUND — GREEN (RETROREFLECTIVE)



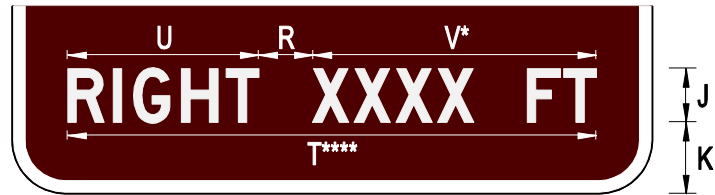
I-V10
MOUNTAIN CROSSING

A	B	C	D	E	F	G	H	J	K	L	M
Var.	12	0.75	1.5	2.5	3 (2-W)	2	2 C	3 Min.	Var.	3 Min.	Var.

COLORS: LEGEND — WHITE (RETROREFLECTIVE)
BACKGROUND — GREEN (RETROREFLECTIVE)



I-V11R



I-V11L

HISTORICAL MARKER

A	B	C	D	E	F	G	H	J	K	L	M
36	24	0.75	3	3.5	3.5 D	2.75	3.75	3 D	4	25.7	17.9

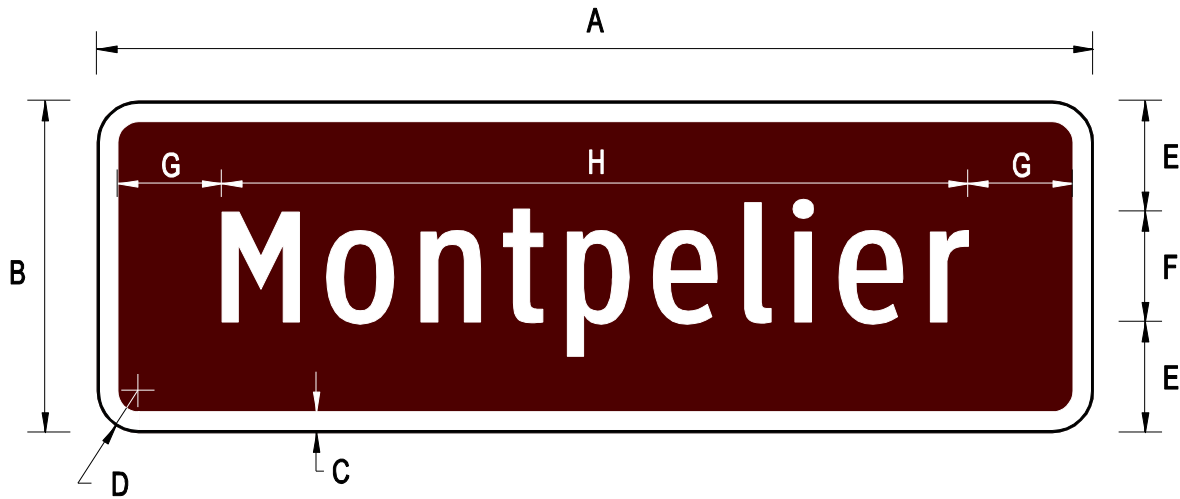
N	P	R	S	T	U	V
Var.	8.6	3	Var.	Var.	10.7	Var.

* Letter Spacing Reduced to 90% of Standard.

*** Legend "LEFT XXXX FT" shall be centered on sign panel.

**** Legend "RIGHT XXXX FT" shall be centered on the sign panel.

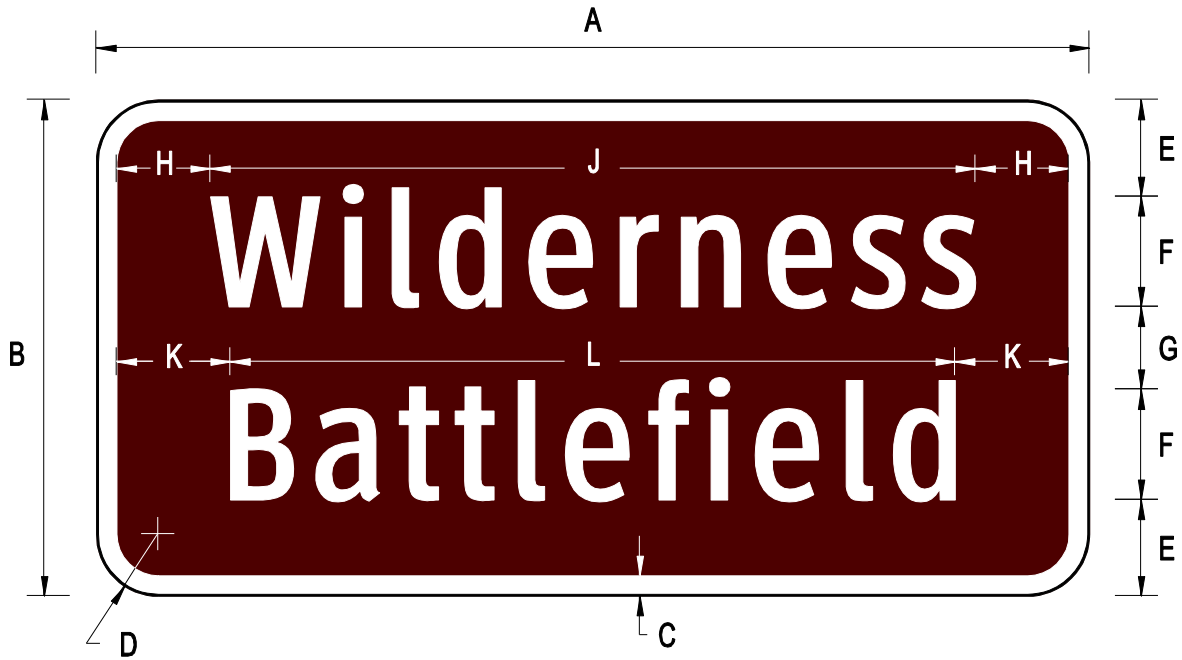
COLORS: LEGEND — WHITE (RETROREFLECTIVE)
 BACKGROUND — BROWN (RETROREFLECTIVE)



I-V12a
POINT OF HISTORICAL INTEREST (One Line)

A	B	C	D	E	F	G	H
Var.	12	0.75	1.5	4	4 (2-W)	3 Min.	Var.

COLORS: LEGEND — WHITE (RETROREFLECTIVE)
BACKGROUND — BROWN (RETROREFLECTIVE)

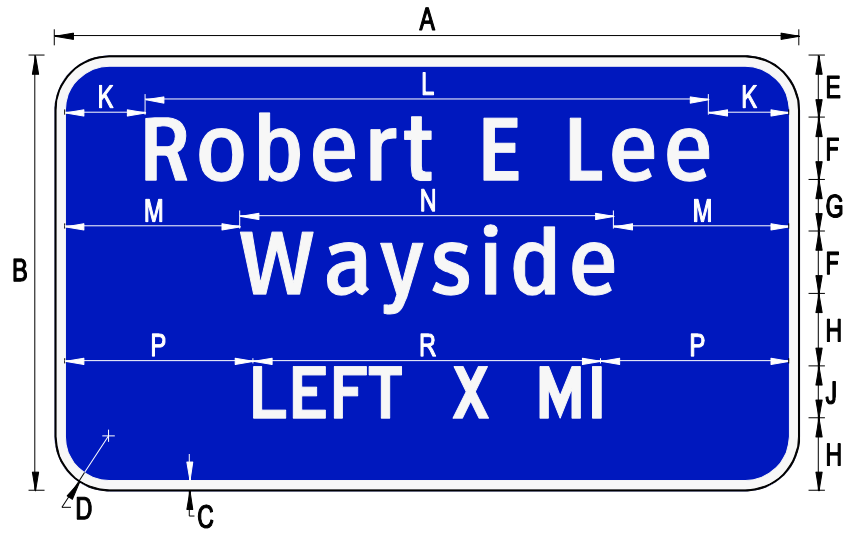


I-V12b

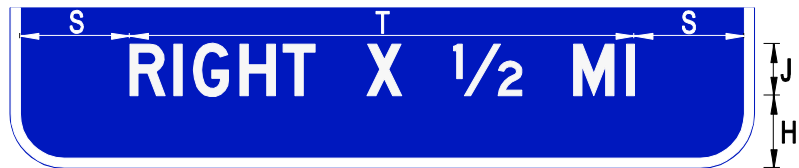
POINT OF HISTORICAL INTEREST (Two Lines)

A	B	C	D	E	F	G	H	J	K	L
Var.	18	0.75	2.25	3.5	4 (2-W)	3	3 Min.	Var.	3 Min.	Var.

COLORS: LEGEND — WHITE (RETROREFLECTIVE)
 BACKGROUND — BROWN (RETROREFLECTIVE)



I-V13R



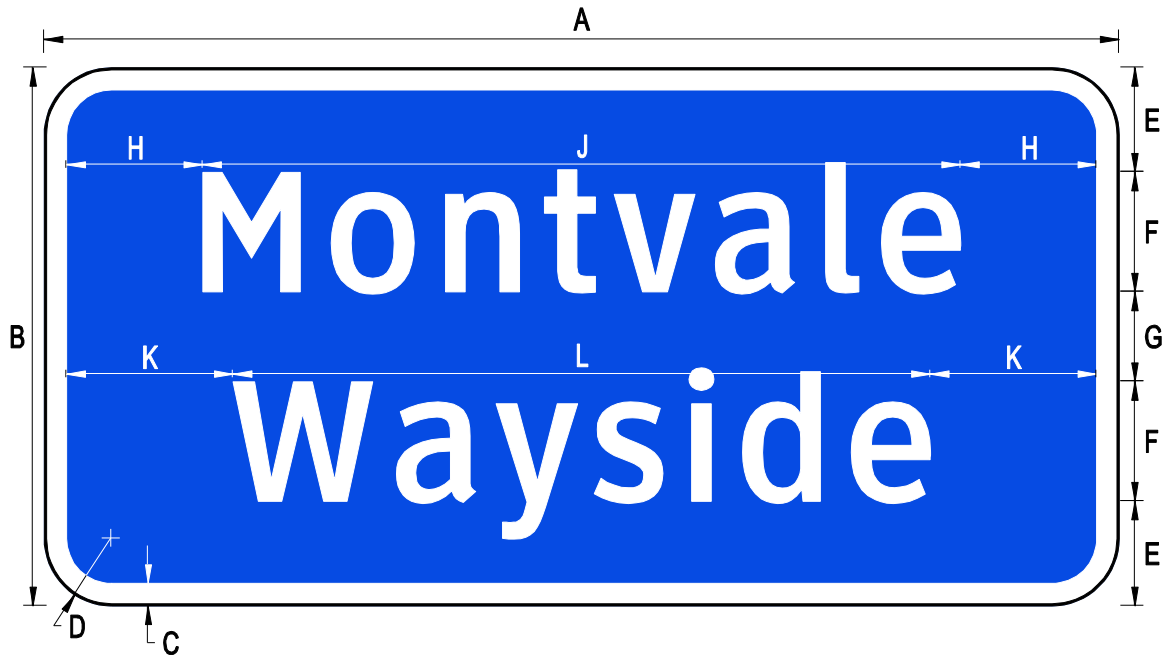
I-V13L

Advance Sign for Wayside

A	B	C	D	E	F	G	H	J	K	L	M
Var.	42	1	5.25	6	6 (3-W)	5	7	5 D	6 Min.	Var.	6 Min.

N	P	R	S	T
36.1	5 Min.	Var.	5 Min.	Var.

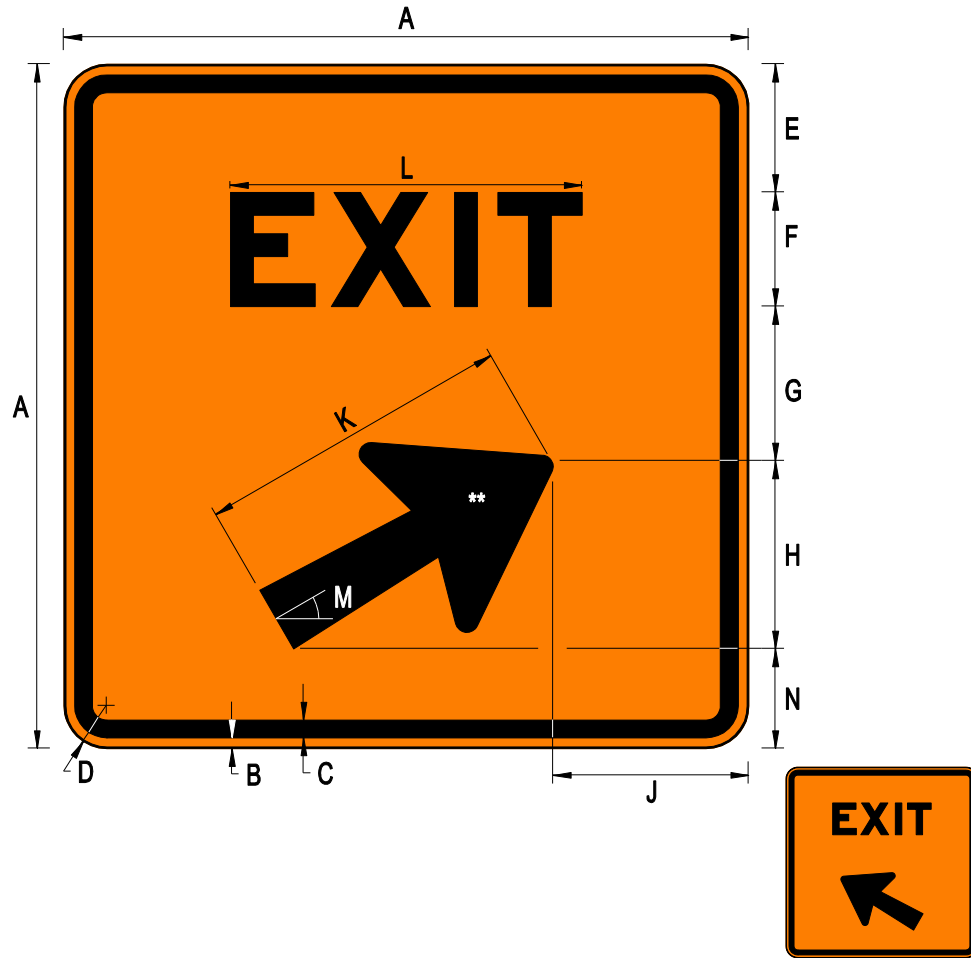
COLORS: LEGEND — WHITE (RETROREFLECTIVE)
 BACKGROUND — BLUE (RETROREFLECTIVE)



I-V14
Wayside Identification

A	B	C	D	E	F	G	H	J	K	L
Var.	36	1.5	4.5	7	8 (3-W)	6	6 Min.	Var.	6 Min.	48.1

COLORS: LEGEND — WHITE (RETROREFLECTIVE)
BACKGROUND — BLUE (RETROREFLECTIVE)



E5-V1R
EXIT


E5-V1L

A	B	C	D	E	F	G	H	J	K	L	M
48	0.75	1.25	3	9	8 EM	10.8	13.2	13.7	22.25	24.6	30°

N
7

** Refer to FHWA Standard Highway Signs book for UP ARROW details (8" letter size).

TTC SIGN COLORS: LEGEND — BLACK
 BACKGROUND — FLUORESCENT ORANGE (RETROREFLECTIVE)



E5-V2R
PULL-OFF AREA Entrance

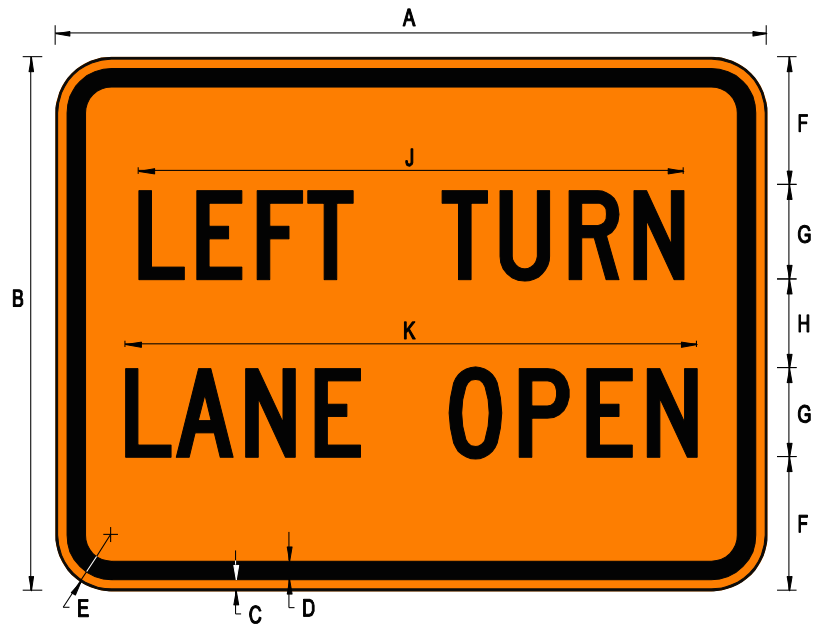
E5-V2L

A	B	C	D	E	F	G	H	J	K	L	M
48	0.75	1.25	3	5	6 D	3	5.6	17.4	22.25	36	20.4

N	P	R
15.4	45°	5

** Refer to FHWA Standard Highway Signs book for UP ARROW details (8" letter size).

TTC SIGN COLORS: LEGEND — BLACK
 BACKGROUND — FLUORESCENT ORANGE (RETROREFLECTIVE)



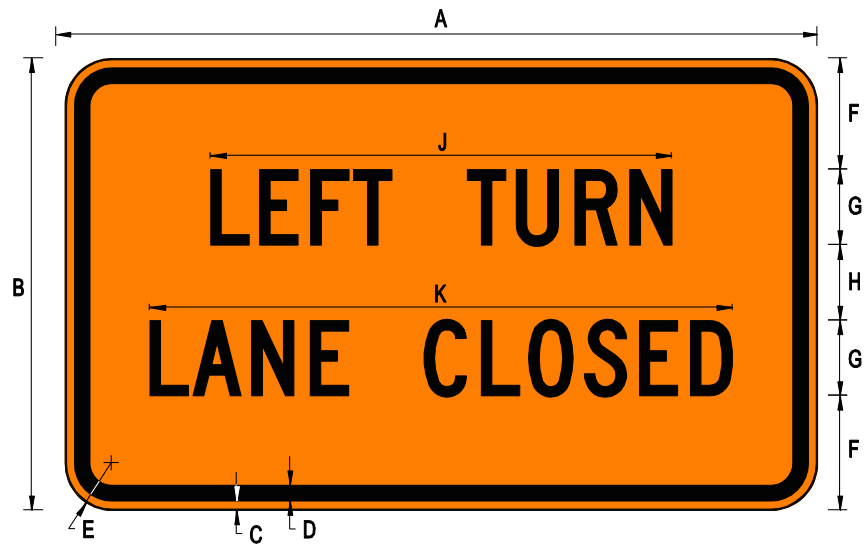
E5-V3R

L
RIGHT TURN

E5-V3L
LEFT (RIGHT) TURN LANE OPEN

A	B	C	D	E	F	G	H	J	K	L
48	36	0.75	1.25	3	6 Min.	6 C	6	36.8	38.6	40.6

TTC SIGN COLORS: LEGEND — BLACK
 BACKGROUND — FLUORESCENT ORANGE (RETROREFLECTIVE)



E5-V4R

L
RIGHT TURN

E5-V4L

LEFT (RIGHT) TURN LANE CLOSED

A	B	C	D	E	F	G	H	J	K	L
60	36	0.75	1.25	3	6 Min.	6 C	6	36.8	46.4	40.6

TTC SIGN COLORS: LEGEND — BLACK
 BACKGROUND — FLUORESCENT ORANGE (RETROREFLECTIVE)

APPENDIX

SIGN DESIGN GUIDELINES

The following procedures have been developed to provide a consistent design process for sign designers and fabricators when creating signs for use in the Commonwealth of Virginia.

REGULATORY AND WARNING SIGNS

Margin, border, and corner radius dimensions (A, B, C, and Radius) can be found in Table 1 (derived from FHWA Standard Highway Signs Blank and Border Standards) on the following* page A-3*. For sign sizes not given in the table, borders, corner radii, and margins should be designed based on the next-highest given sign size.

For signs using positive and negative contrast backgrounds (for example, the R0-V5 “Highway Safety Corridor with Fines” sign), borders and margins should both be used on the entire sign panel, using Dimensions B and C in Table 1.

Sign messages on Regulatory and Warning signs shall utilize Letter Type L1, L2, or a combination of L1 and L2. Refer to Section 701.03 (a) 4* of the 2007 latest effective edition of the VDOT* *Road and Bridge Specifications* for information on Letter Types L1 & L2.

In accordance with Section 1A.10 of the Virginia Supplement to the 2009 MUTCD, any *permanent* Regulatory or Warning signs that are modified or proposed differently than as shown in the MUTCD, the Virginia Supplement, or the Virginia Standard Highway Signs book, shall be submitted for review and approval by VDOT’s Office of the State Traffic Engineer. Signs shall not be

fabricated or installed prior to approval. This requirement shall apply whether or not submission to FHWA is required.

GUIDE SIGNS (E.G. ALL SIGNS OTHER THAN REGULATORY AND WARNING SIGNS)

- Corner Radii should be one-eighth of the lesser side dimension, not exceeding 12 inches.
- Interline spacing should be ~~three-fourths of the average upper case letter heights~~ equivalent to the “loop” height of the lower case letters* in adjacent lines of letters.
- The spacing to the top and bottom borders should be equal to the average of the letter height ([upper case + lower case Loop]/2) of the adjacent line of letters.
- Spacing between legend, symbols, or shields and vertical borders should be approximately equal to the height of the largest letter.
- Spacing between two* words, words and arrows, a letter and arrow, words and symbols, or a word and number in a line of copy should be 1 to 1.5 times the upper case letter height used in that line of copy.
- ~~The initial uppercase letters used in conjunction with lowercase letters shall be approximately 1.5 times the “loop” height of the lowercase letters.*~~
- When Standard Highway Alphabets are used, the “loop” height of lower case letter shall be 75% of the height of the initial upper case letter. When Clearview lettering is used, the “loop” height of the lower case letter shall be based on the default proportions of the font.*

*Revised January 2015

- The height and width of signs should be in six-inch increments.
- Table 2 provides general border guidance for signs of any font type, given the capital upper case* letter size of major copy.
- Clearview 5-W lettering should be used for the mixed-case portion of the destination legend on positive contrast (white copy on green, blue, and brown backgrounds) guide signs, in accordance with the latest effective version of Traffic Engineering Division Memorandum TE-337. Table 3 provides Clearview equivalents to the FHWA series lettering to be used on positive contrast (white copy on green, blue, and brown backgrounds) guide signs.*-Clearview font shall not be used on negative contrast signs.

- By nature of design, there may be times when deviation from these guidelines are necessary.
- Arrows shall be designed in accordance with the FHWA Standard Highway Signs book for Standard Arrow Details.
- All positive contrast guide and specific service signs shall utilize Letter Type L3, L4, or a combination of L3 and L4 unless otherwise noted in the sign design details. All other signs shall utilize Letter Type L1, L2, or a combination of L1 and L2 unless otherwise noted in the sign design details. Refer to Section 701.03 (a)4* of the 2007 latest effective edition of the VDOT* *Road and Bridge Specifications* for information on Letter Types L1, L2, L3 & L4.

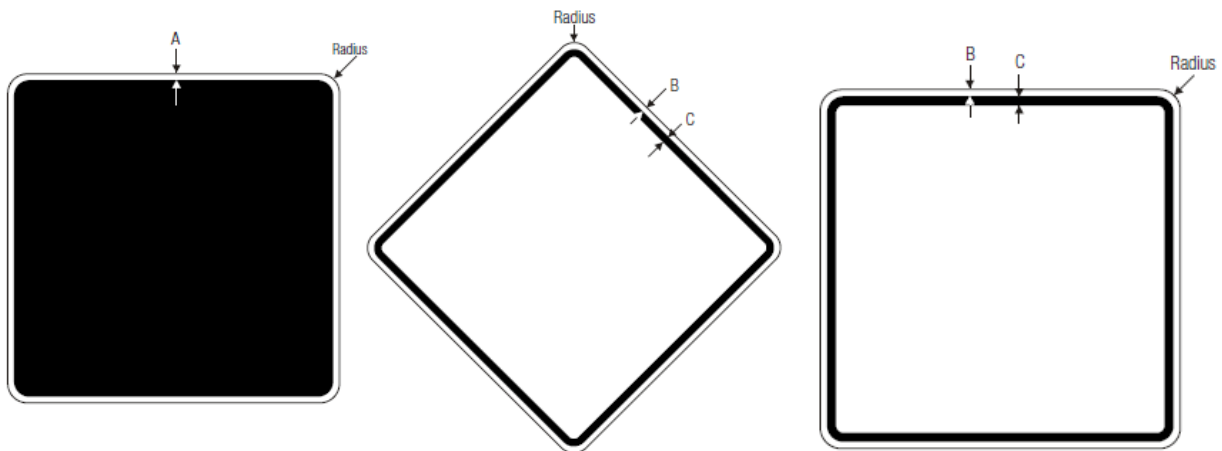


Table 1: Margin, Border, and Corner Radius Dimensions for Regulatory and Warning Signs
 (All dimensions are in inches)

SIGN SIZE (BASED ON SHORTEST DIMENSION)	A	B**	C	RADIUS
9	0.375	0.375	0.375	1.0
12	0.375	0.375	0.438	1.5
18	0.5	0.375	0.625	1.5
24	0.5	0.375	0.625	1.5
30	0.75	0.5	0.75	1.875
36	0.75	0.625	0.875	2.25
48	1.0	0.75	1.25	3.0
60	1.0	0.75	1.25	3.0
72	1.5	1.0	1.5	4.0
90	1.5	1.0	1.5	6.0
Greater than 90	2.0	1.5	2.0	12.0

** Margins do not apply to regulatory signs with dark (black, red, etc.) backgrounds.

Table 2: Suggested Border Dimensions for Guide Signs
 (All dimensions are in inches)

MAJOR COPY SIZE (UPPER CASE CAPITAL* LETTER)	BORDER WIDTH
4.0 or less	0.75
Greater than 4.0 and less than 8.0	1.0
8.0	1.5
10.6	1.5
12.0	1.5
13.3	2.0
16.0	2.0
20.0	3.0
24.0	3.0

Table 3: Use of Clearview Font on Positive Contrast Guide Signs*

FHWA SERIES LETTER TYPE	CLEARVIEW LETTER TYPE
B	1-W
C	2-W
D	3-W
E	4-W
E modified	5-W and 5-W R*

* Clearview 5-W R has tighter letterspace than 5-W and is designed for replacement of guide signs in which the 5-W is too wide for the specific application, for new signs in areas with restricted right-of-way or when needed to reduce sign size to fit on existing sign supports/structures. If 5-W R is used in these cases, the designer should document the rationale for using 5-W R.

NOTE: Clearview shall not be used on negative contrast signs.

SIGN NUMBERING CONVENTION FOR USE WITH VIRGINIA STANDARD HIGHWAY SIGNS

Virginia's Standard Highway Signs (those signs unique to Virginia) includes those signs not in the FHWA Standard Highway Signs book or signs that have been modified from the Federal standards. The sign number convention used in this book is based on the MUTCD sign numbering convention.

MUTCD SIGN NUMBERING CONVENTION (FOR EXAMPLES OF SIGN NUMBERING FOR MUTCD SIGNS AND VIRGINIA SIGNS, SEE PAGE A-8)

The numbering nomenclature used as the sign numbering convention in the MUTCD has three distinct parts ("family", "series", "unique sign number"). There may be times necessary when an additional suffix is added to the sign numbering convention.

FAMILY OF SIGNS

First, the MUTCD nomenclature is led by a letter indicating the "family of signs" name. Primarily used are the letters "R" for regulatory signs, "W" for warning signs and either "M", "D" or "I" for one of three major branches within the guide sign family.

SERIES WITHIN A FAMILY

Second, the MUTCD provides a location for the "series of signs" within a family, all signs within the series having a commonality are given the same number. For example, within the "R" or regulatory family, the "1" series contains STOP and YIELD related signs; the "2" series contains signs for SPEED LIMIT, the "3" series contains signs for LANE CONTROLS, etc.

UNIQUE SIGN NUMBERS

Third and separated from the "family" letter and "series" number by a hyphen is the unique sign number assigned to a particular sign message.

SUFFIXES

The MUTCD uses suffixes or follow-on references in the naming convention.

PLAQUES

If the sign is a plaque designed to accompany a larger sign, the unique number will contain a "P" suffix.

LOWER CASE A, B, C, ETC. SUFFIXES

In some cases, a particular sign message can be displayed in more than one format such as through symbol and through word.

For example, the R4-7a and the R4-7b are both "KEEP RIGHT" signs used at median noses, but the 7a version has a horizontal arrow while the 7b version has its arrow on a 45° slant. The R4-7 (no follow up letter) version of this sign is the bullet nose with bent vertical arrow indicating that one should pass the nose of the median to the right. So, even though these three signs are unique, they convey the basic "keep right" message, thus the MUTCD gives them the same basic number.

L AND R SUFFIXES

A sign message might have a left movement version and a right movement version. An example of separating a left movement from a right movement is shown in the sign numbering for the “LEFT LANE CLOSED” (W20-5L) and “RIGHT LANE CLOSED” (W20-5R) signs. The MUTCD assigns the two signs the same “family”, “series” and “unique sign number” even though there is a “left” version and a “right” version. In this case, the suffix is simply a “L” for the left version and a “R” for the right version.

VIRGINIA SIGNS

All signs that are unique to Virginia utilize a naming convention similar to the MUTCD. The signs start with the same “family” and “series” as similar MUTCD signs. Those indicators will then be followed by a unique letter and number combination that distinguishes the sign as a Virginia sign.

THE LEADING “V”

Virginia sign designations contain the letter “V” after the hyphen to lead the sign number. A comprehensive list of all speed limit signs used in Virginia (both MUTCD and Virginia signs) would be as follows:

- R2-1 (Speed Limit)
- R2-2P (Trucks)
- R2-3P (Night)
- R2-4P (Minimum Speed)
- R2-4a (Speed Limit with Minimum)
- R2-5P (Unless Otherwise Posted)
- R2-6P (Fines Higher)
- R2-10 (Begin Higher Fines Zone)
- R2-11 (End Higher Fines Zone)

- R2-V1 (Notice: Fines Up to \$500 for Exceeding Speed Limit in Work Zone)
- R2-VP1 (Towed Vehicles Speed Limit Plaque)

In this comprehensive list, two signs can be recognized by the leading “V” as Virginia signs.

THE “0” (ZERO) SERIES

Some Virginia signs fit within a “family” of signs but do not fit within a “series” in that “family”. These signs have been placed in the “0” (Zero) series. For example, the “NO DUMPING” sign designation follows this convention and is named R0-V1.

PLAQUES AND OVERLAYS

If the sign is a plaque or overlay the unique sign number will begin with “VP”. Signs designated with the “VP” shall not be installed by themselves. These signs are designed to supplement another sign or be used as an overlay.

For example, the “ENTERING” plaque used with the “VIRGINIA BYWAY” (D6-V1) sign is designated D6-VP1.

SIZE MODIFICATIONS OF FEDERAL SIGNS

Virginia uses signs from the FHWA Standard Highway Signs book and makes two different types of modifications:

1. providing additional sizes and
2. eliminating the MUTCD sign and replacing it with the Virginia sign.

In these cases, a “(V)” has been added (after a space) to the end of the MUTCD sign

number. The user shall refer to the Virginia Supplement to the MUTCD or the Virginia Work Area Protection Manual for the application of these signs.

For example, the “Authorized Vehicles Only” sign is numbered R5-11 in the MUTCD. The Virginia-modified version of this same sign is numbered R5-11 (V).

EXAMPLES OF MUTCD SIGN NUMBERING



SPEED LIMIT Sign (R2-1)
Family of Signs: R (Regulatory)
Series: 2 (Speed Limit Signs)
Unique R2 Sign Number: 1



LARGE ARROW Sign (W1-6R)
Family: W (Warning)
Series: 1 (Horizontal Alignment Signs)
Unique W1 Sign Number: 6
Left or Right Version: R



R6-3



R6-3a

DIVIDED HIGHWAY Sign (R6-3 & R6-3a)
Family: R (Regulatory)
Series: 6 (One-Way/Divided Highway Signs)
Unique R6 Sign Number: 3

Note the alternate design of the sign, denoted by the "a" suffix.

EXAMPLES OF VIRGINIA-SPECIFIC SIGNS



WATCH FOR TURNING VEHICLES Sign (W11-V3)
Family: W (Warning)
Series: 11 (Vehicular Traffic Signs)
Unique Virginia W11 Sign Number: V3



LITTERING IS ILLEGAL (w/ Symbol) Sign (R0-V2)
Family: R (Regulatory)
Series: 0 (no family of signs established in MUTCD)
Unique Virginia R2 Sign Number: V2



AUTHORIZED VEHICLES ONLY Sign (R5-11 (V))
Family: R (Regulatory)
Series: 5 (Selective Exclusion Signs)
Virginia Modification of Federal Sign Number: 11 (V)



ROAD WORK AHEAD - RIGHT LANE CLOSED Sign

W20-V2R

Family: W (Warning)


Series: 20 (Work Zone Advance Warning Signs)

Unique Virginia W20 Sign Number: V2

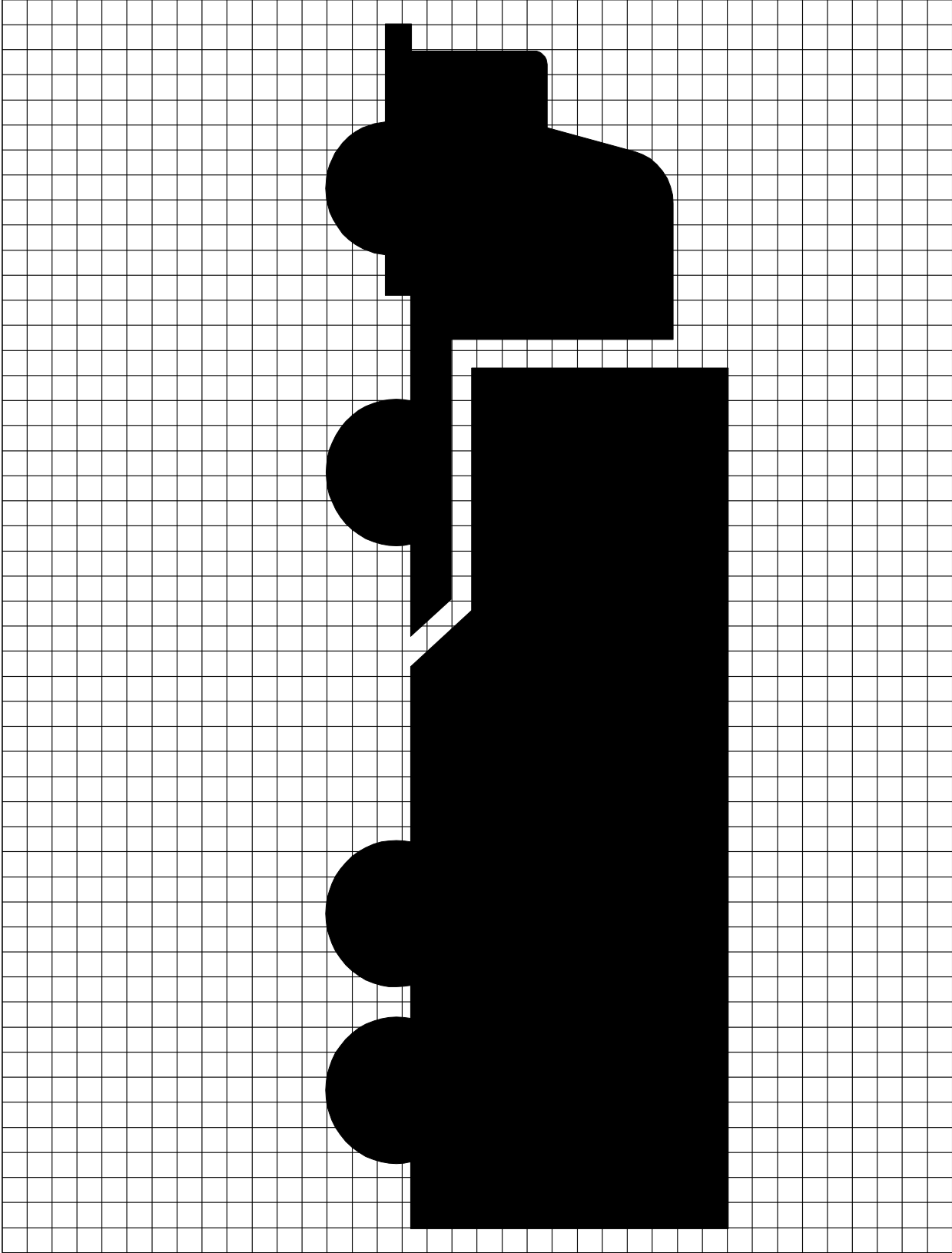
Left or Right Version: R




Symbol Detail for use on R0-V2 Sign




Symbol Detail for use on R12-V1, Weight Restriction Sign




Symbol Detail for use on R12-V1, Weight Restriction Sign



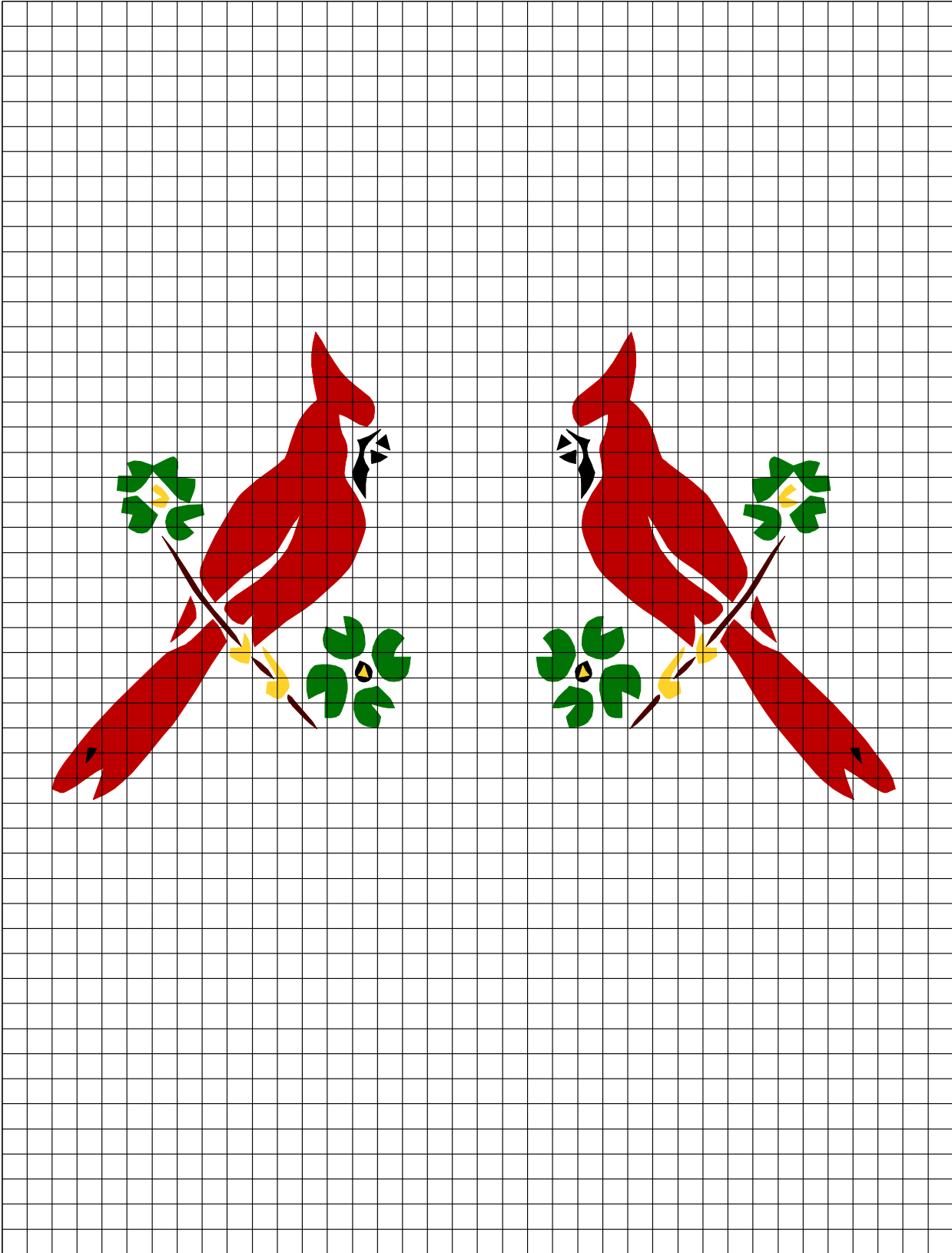
Symbol Detail for use on D6-V1, VIRGINIA BYWAY Sign



Symbol Detail for use on D14-V1, ADOPT A HIGHWAY Sign



Symbol Detail for use on D14-V1, ADOPT A HIGHWAY Sign



Symbol Detail for use on I-V4, BIRD SANCTUARY Sign

HELPFUL INTERNET LINKS

1. FHWA Design and Use Policy for Clearview Alphabet – <http://mutcd.fhwa.dot.gov/resources/clearviewdesignfaqs/> *
2. National Standard Highway Signs book – http://mutcd.fhwa.dot.gov/ser-shs_millennium.htm
3. National Manual on Uniform Traffic Control Devices – <http://mutcd.fhwa.dot.gov/>
4. Virginia Supplement to the 2009 MUTCD – http://www.virginiadot.org/business/virginia_mutcd_supplement.asp
5. Virginia Department of Historical Resources – <http://www.dhr.virginia.gov>
6. Virginia Department of Transportation – <http://www.virginiadot.org>
7. Virginia Department of Transportation Traffic Engineering Division Memoranda – http://www.virginiadot.org/business/traffic_engineering_memoranda.asp *
8. Virginia Work Area Protection Manual – <http://www.virginiadot.org/business/trafficeng-WZS.asp>